

## STORSKOGEN GROUP AB CLASS B

ISIN: SE0016797732 WKN: -

## Overview

2024/08/16 17:25:00

Price

40.60 SEK

Difference  0.00% (0.00)

## General attributes

ISIN	SE0016797732
Symbol	STOR B
Exchange	London Stock Exchange European Trade Reporting
Currency	SEK
Sector	Financial
Security type	Stock
Market cap (m)	1,337 EUR
Benchmark	OMX STOCKHOLM 30 INDEX

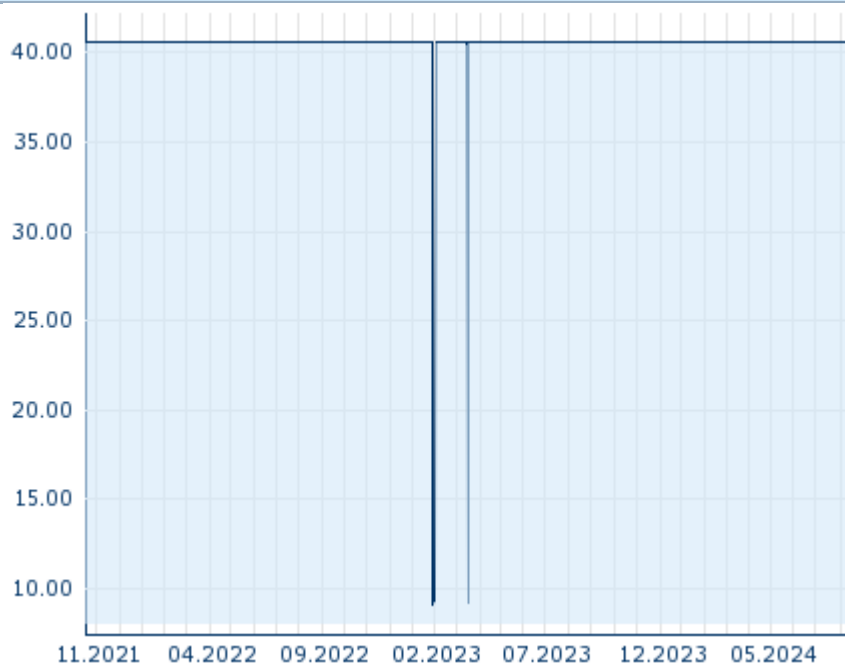
## Market data

Bid (Bid size)	-
Ask (Ask size)	-
Open	40.60 SEK
High	40.60 SEK
Low	40.60 SEK
Close (prev. day)	40.60 SEK
VWAP	8.49 SEK
Volume (pcs)	17,406
Trading volume	-
Number of trades	2
Last size	-

## Futures and Options

Related Futures	0
Related Options	-

5y



Information about previous performance does not guarantee future performance.  
Source: FactSet

## Recent research

on sector	Date	Headline	Download
	2024/08/13	 Aktienempfehlungen Österreich	
	2024/08/12	 Global Equity Ratings	
	2024/08/12	 Aktienempfehlungen Global	
	2024/08/02	 Equity Weekly	
	2024/07/29	 Aktienempfehlungen Österreich	

## Details

2024/08/16 17:25:00

## Price

40.60 SEK

Difference ➔ 0.00% (0.00)

## General attributes

ISIN SE0016797732

Symbol STOR B

Exchange London Stock Exchange  
European Trade Reporting

Currency SEK

Sector Financial

Security type Stock

Market cap (m) 1,337 EUR

Benchmark OMX STOCKHOLM 30 INDEX

## Market data

Bid (Bid size) -

Ask (Ask size) -

Open 40.60 SEK

High 40.60 SEK

Low 40.60 SEK

Close (prev. day) 40.60 SEK

VWAP 8.49 SEK

Volume (pcs) 17,406

Trading volume -

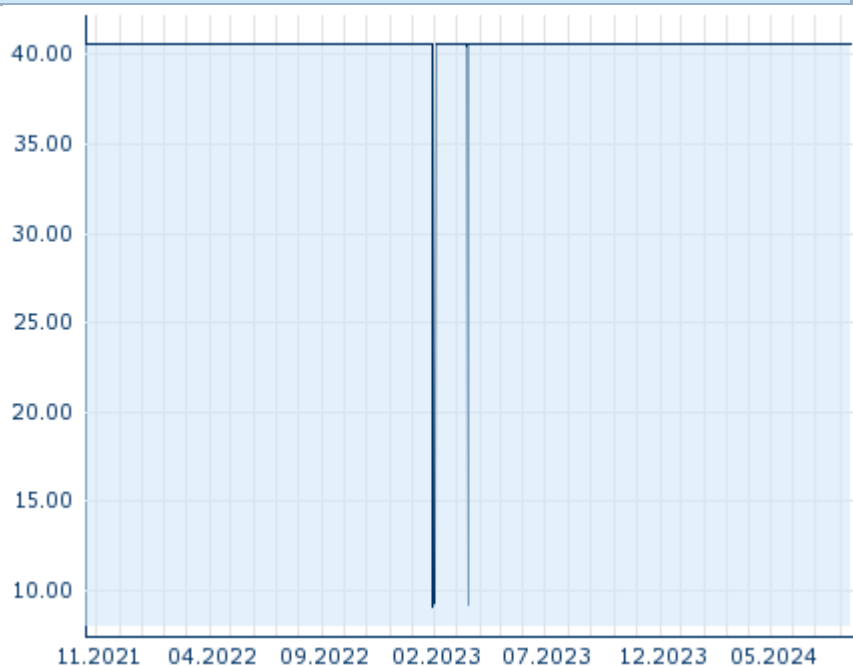
Number of trades 2

Last size -

## Performance and Risk

	6m	1y	3y
Perf (%)	+0.00%	+0.00%	-
Perf (abs.)	+0.00	+0.00	-
Beta	1.73	1.64	1.76
Volatility	0.00	0.00	-

5y



Information about previous performance does not guarantee future performance.  
Source: FactSet

## Price data

Ø price 5 days   Ø volume 5 days (pcs.)	40.60 SEK (0)
Ø price 30 days   Ø volume 30 days (pcs.)	40.60 SEK (57,735)
Ø price 100 days   Ø volume 100 days (pcs.)	40.60 SEK (17,321)
Ø price 250 days   Ø volume 250 days (pcs.)	40.60 SEK (6,928)
YTD High   date	40.60 SEK (2024/01/02)
YTD Low   date	8.49 SEK (2024/07/22)
52 Weeks High   date	40.60 SEK (2023/08/17)
52 Weeks Low   date	8.49 SEK (2024/07/22)

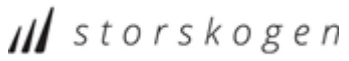
## Arbitrage views

Exchange <span style="color: green;">➔</span>	Date	Time	Price	Trading volume (mio.)	Number of trades
Tradegate	2024/08/16	22:26	0.8706 EUR	0.01	2
Stuttgart	2024/08/16	15:27	0.8758 EUR	0.00	11
Nasdaq Stockholm	2024/08/16	18:00	10.05 SEK	180.34	9,367
Munich	2024/08/16	08:09	0.8006 EUR	0.00	1
London Stock Exchange	2024/	17:25	40.60 SEK	0.00	2

European Trade Reporting	08/16					
Frankfurt	2024/ 08/16	08:05	0.8006	EUR	0.00	2
Duesseldorf	2024/ 08/16	19:32	0.8632	EUR	0.00	6
Berlin	2024/ 08/16	21:43	0.8704	EUR	0.00	19

## Company profile

### Company Logo



### Company Profile

-

### Contact Details

STORSKOGEN GROUP

--

----

Telefon: -

Fax: -

E-mail: -