

STORSKOGEN GROUP AB CLASS B

ISIN: SE0016797732 WKN: -

Overview

2024/08/21 17:25:00

Price

40.60 SEK

Difference  0.00% (0.00)

General attributes

ISIN	SE0016797732
Symbol	STOR B
Exchange	London Stock Exchange European Trade Reporting
Currency	SEK
Sector	Financial
Security type	Stock
Market cap (m)	1,393 EUR
Benchmark	OMX STOCKHOLM 30 INDEX

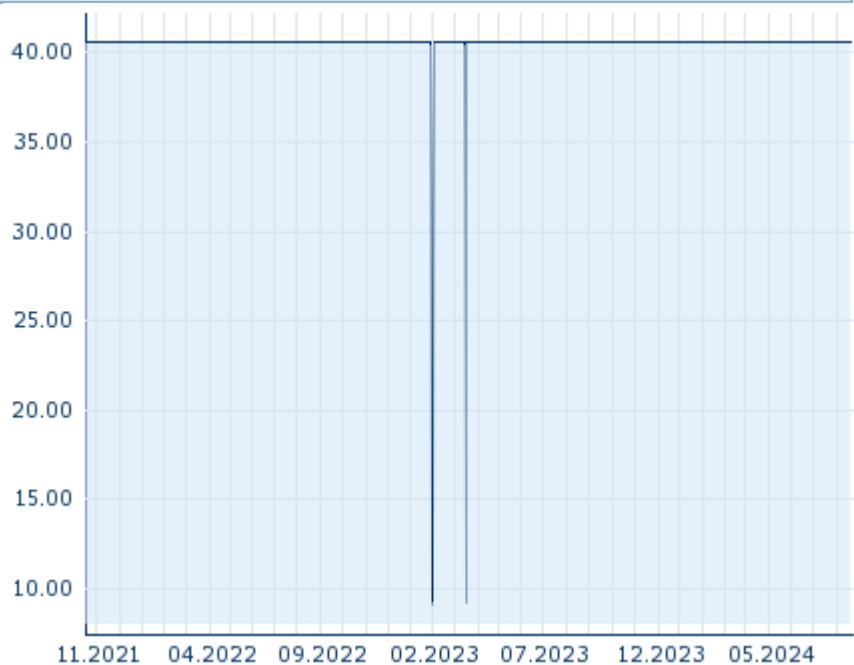
Market data

Bid (Bid size)	-
Ask (Ask size)	-
Open	40.60 SEK
High	40.60 SEK
Low	40.60 SEK
Close (prev. day)	40.60 SEK
VWAP	8.49 SEK
Volume (pcs)	-
Trading volume	-
Number of trades	1
Last size	-

Futures and Options

Related Futures	0
Related Options	-

5y



Information about previous performance does not guarantee future performance.
Source: FactSet

Recent research

on sector			
Date		Headline	Download
2024/08/13		Aktienempfehlungen Österreich	
2024/08/12		Global Equity Ratings	
2024/08/12		Aktienempfehlungen Global	
2024/08/02		Equity Weekly	
2024/07/29		Aktienempfehlungen Österreich	

Details

2024/08/21 17:25:00

Price

40.60 SEK

Difference ➔ 0.00% (0.00)

General attributes

ISIN SE0016797732

Symbol STOR B

Exchange London Stock Exchange
European Trade Reporting

Currency SEK

Sector Financial

Security type Stock

Market cap (m) 1,393 EUR

Benchmark OMX STOCKHOLM 30 INDEX

Market data

Bid (Bid size) -

Ask (Ask size) -

Open 40.60 SEK

High 40.60 SEK

Low 40.60 SEK

Close (prev. day) 40.60 SEK

VWAP 8.49 SEK

Volume (pcs) -

Trading volume -

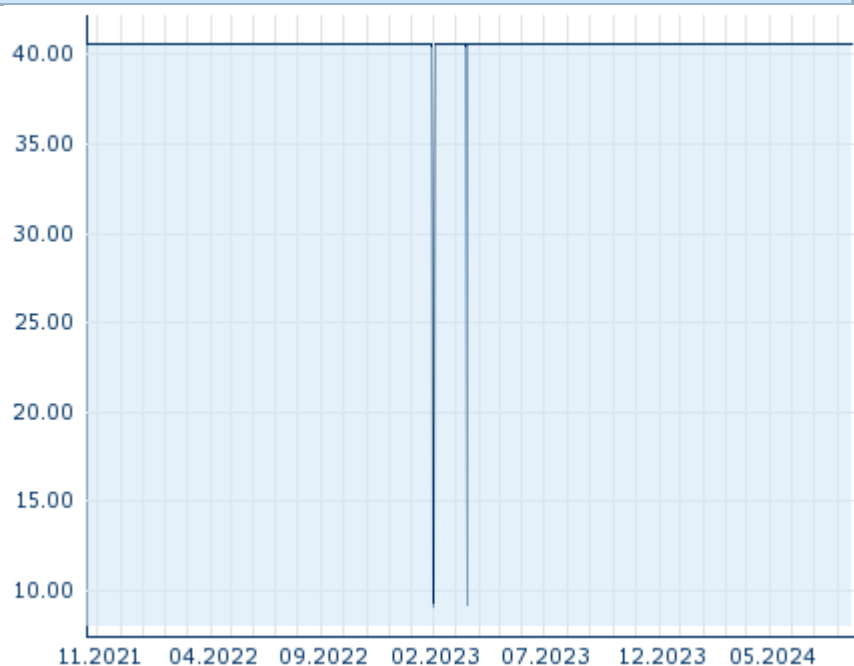
Number of trades 1

Last size -

Performance and Risk

	6m	1y	3y
Perf (%)	+0.00%	+0.00%	-
Perf (abs.)	+0.00	+0.00	-
Beta	1.84	1.71	1.77
Volatility	0.00	0.00	-

5y



Information about previous performance does not guarantee future performance.
Source: FactSet

Price data

Ø price 5 days Ø volume 5 days (pcs.)	40.60 SEK (0)
Ø price 30 days Ø volume 30 days (pcs.)	40.60 SEK (57,735)
Ø price 100 days Ø volume 100 days (pcs.)	40.60 SEK (17,321)
Ø price 250 days Ø volume 250 days (pcs.)	40.60 SEK (6,928)
YTD High date	40.60 SEK (2024/01/02)
YTD Low date	8.49 SEK (2024/07/22)
52 Weeks High date	40.60 SEK (2023/08/22)
52 Weeks Low date	8.49 SEK (2024/07/22)

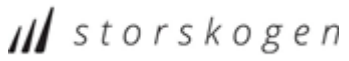
Arbitrage views

Exchange ⊕	Date	Time	Price	Trading volume (mio.)	Number of trades
Tradegate	2024/08/21	22:01	0.9058 EUR	0.00	1
Stuttgart	2024/08/21	16:21	0.8858 EUR	0.00	7
Nasdaq Stockholm	2024/08/21	18:00	10.285 SEK	37.02	2,490
Munich	2024/08/21	08:43	0.9072 EUR	0.00	2
London Stock Exchange	2024/	17:25	40.60 SEK	0.00	1

European Trade Reporting	08/21					
Frankfurt	2024/ 08/21	08:04	0.9076	EUR	0.00	2
Duesseldorf	2024/ 08/21	19:31	0.8968	EUR	0.00	6
Berlin	2024/ 08/21	21:43	0.9048	EUR	0.00	19

Company profile

Company Logo



Company Profile

-

Contact Details

STORSKOGEN GROUP

--

Telefon: -

Fax: -

E-mail: -