

## STORSKOGEN GROUP AB CLASS B

ISIN: SE0016797732 WKN: -

## Overview

2024/05/03 17:25:00

Price

40.60 SEK

Difference  0.00% (0.00)

## General attributes

ISIN	SE0016797732
Symbol	STOR B
Exchange	London Stock Exchange European Trade Reporting
Currency	SEK
Sector	Financial
Security type	Stock
Market cap (m)	792 EUR
Benchmark	OMX STOCKHOLM 30 INDEX

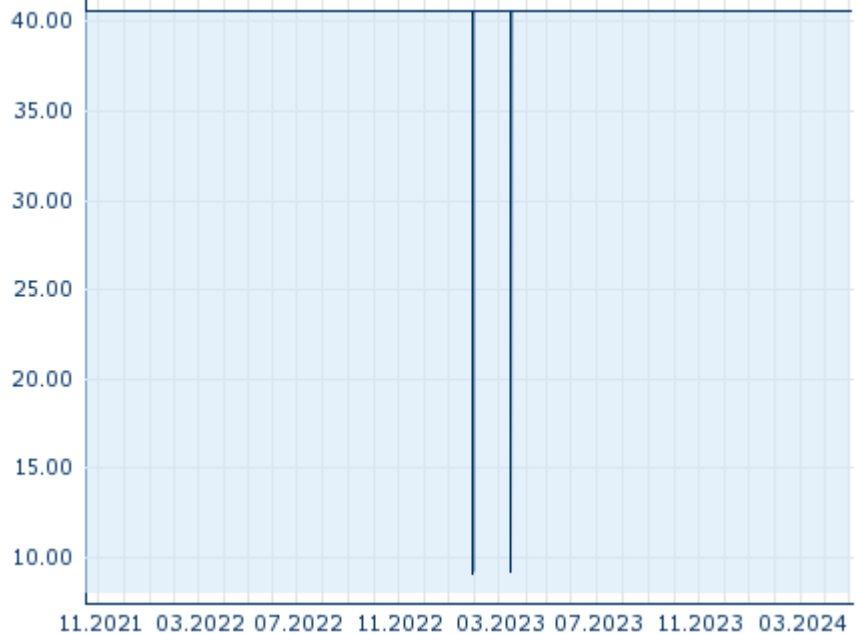
## Market data

Bid (Bid size)	-
Ask (Ask size)	-
Open	40.60 SEK
High	40.60 SEK
Low	40.60 SEK
Close (prev. day)	40.60 SEK
VWAP	12.39 SEK
Volume (pcs)	-
Trading volume	-
Number of trades	1
Last size	-

## Futures and Options










Related Futures	1
Related Options	-

5y



Information about previous performance does not guarantee future performance.  
Source: FactSet

## Recent research

on sector			
Date		Headline	Download
2024/05/03		Equity Weekly	
2024/04/29		Aktienempfehlungen Österreich	
2024/04/26		Global Equity Ratings	
2024/04/26		Aktienempfehlungen Global	
2024/04/19		Equity Weekly	

## Details

2024/05/03 17:25:00

## Price

40.60 SEK

Difference  0.00% (0.00)

## General attributes

ISIN	SE0016797732
Symbol	STOR B
Exchange	London Stock Exchange European Trade Reporting
Currency	SEK
Sector	Financial
Security type	Stock
Market cap (m)	792 EUR
Benchmark	OMX STOCKHOLM 30 INDEX

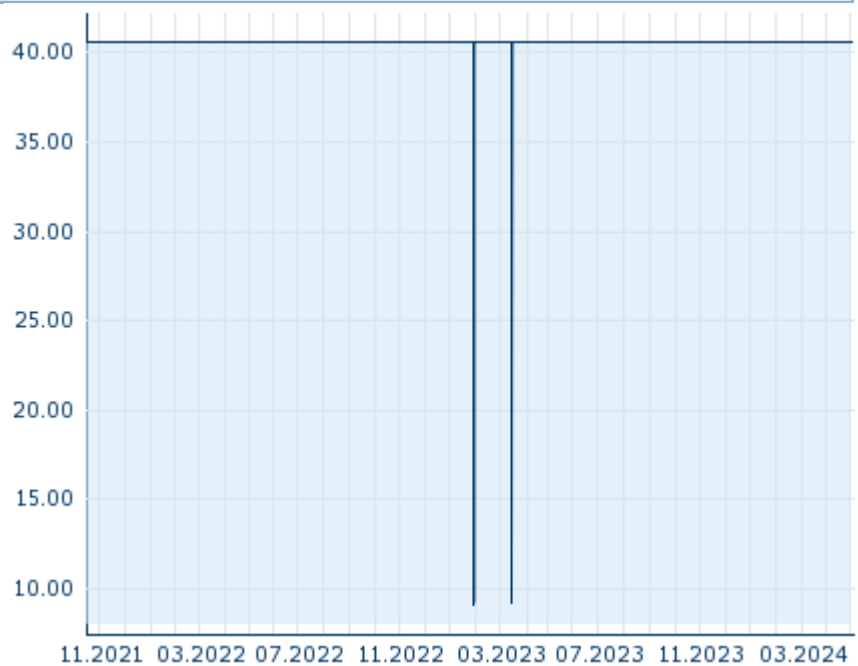
## Market data

Bid (Bid size)	-
Ask (Ask size)	-
Open	40.60 SEK
High	40.60 SEK
Low	40.60 SEK
Close (prev. day)	40.60 SEK
VWAP	12.39 SEK
Volume (pcs)	-
Trading volume	-
Number of trades	1
Last size	-

## Performance and Risk

	6m	1y	3y
Perf (%)	+0.00%	+0.00%	-
Perf (abs.)	+0.00	+0.00	-
Beta	2.00	1.49	1.80
Volatility	0.00	0.00	-

5y



Information about previous performance does not guarantee future performance.  
Source: FactSet

## Price data

Ø price 5 days   Ø volume 5 days (pcs.)	40.60 SEK (0)
Ø price 30 days   Ø volume 30 days (pcs.)	40.60 SEK (0)
Ø price 100 days   Ø volume 100 days (pcs.)	40.60 SEK (0)
Ø price 250 days   Ø volume 250 days (pcs.)	40.60 SEK (4,000)
YTD High   date	40.60 SEK (2024/01/02)
YTD Low   date	40.60 SEK (2024/01/02)
52 Weeks High   date	40.60 SEK (2023/05/03)
52 Weeks Low   date	12.39 SEK (2023/05/19)

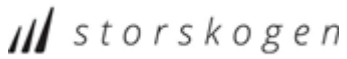
## Arbitrage views

Exchange 	Date	Time	Price	Trading volume (mio.)	Number of trades
Tradegate	2024/05/03	10:14	0.53 EUR	0.00	3
Stuttgart	2024/05/03	15:35	0.5258 EUR	0.00	9
Nasdaq Stockholm	2024/05/03	17:29	6.19 SEK	87.63	4,592
Munich	2024/05/03	08:03	0.5172 EUR	0.00	1
London Stock Exchange	2024/	17:25	40.60 SEK	0.00	1

European Trade Reporting	05/03					
Frankfurt	2024/ 05/03	08:06	0.5116	EUR	0.00	1
Duesseldorf	2024/ 05/03	16:31	0.5336	EUR	0.00	4
Berlin	2024/ 05/03	17:50	0.532	EUR	0.00	13

## Company profile

### Company Logo



### Company Profile

-

### Contact Details

STORSKOGEN GROUP

--

----

Telefon: -

Fax: -

E-mail: -