

STORSKOGEN GROUP AB CLASS B

ISIN: SE0016797732 WKN: -

Overview

2024/04/24 17:25:00

Price

40.60 SEK

Difference  0.00% (0.00)

General attributes

ISIN	SE0016797732
Symbol	STOR B
Exchange	London Stock Exchange European Trade Reporting
Currency	SEK
Sector	Financial
Security type	Stock
Market cap (m)	782 EUR
Benchmark	OMX STOCKHOLM 30 INDEX

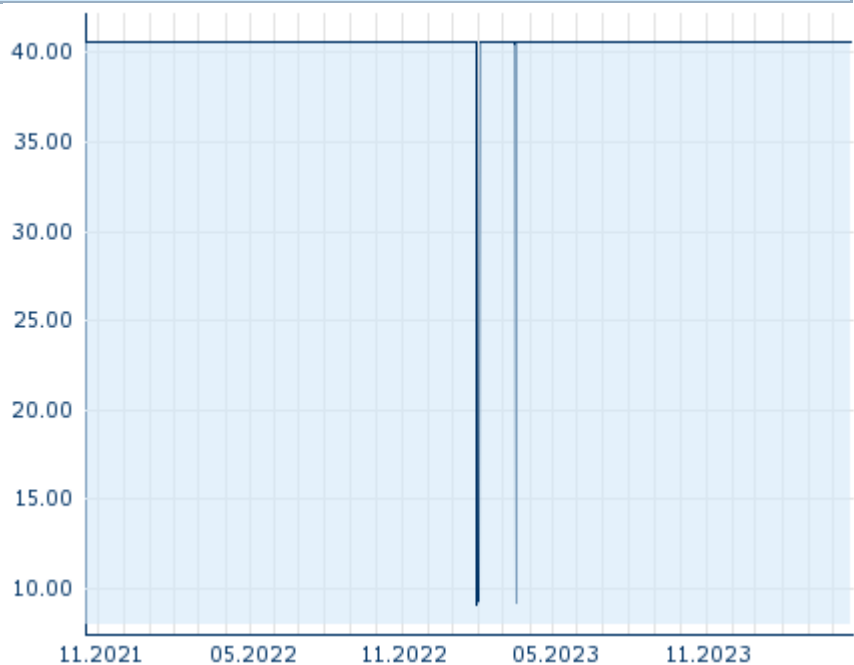
Market data

Bid (Bid size)	-
Ask (Ask size)	-
Open	40.60 SEK
High	40.60 SEK
Low	40.60 SEK
Close (prev. day)	40.60 SEK
VWAP	12.39 SEK
Volume (pcs)	-
Trading volume	-
Number of trades	1
Last size	-

Futures and Options



Related Futures	1
Related Options	-

5y



Information about previous performance does not guarantee future performance.
Source: FactSet

Recent research

on sector			
Date		Headline	Download
2024/04/19		Equity Weekly	
2024/04/15		Aktienempfehlungen Österreich	
2024/04/03		Global Equity Ratings	
2024/04/03		Aktienempfehlungen Global	
2024/04/03		Aktienempfehlungen Österreich	

Details

2024/04/24 17:25:00

Price

40.60 SEK

Difference  0.00% (0.00)

General attributes

ISIN	SE0016797732
Symbol	STOR B
Exchange	London Stock Exchange European Trade Reporting
Currency	SEK
Sector	Financial
Security type	Stock
Market cap (m)	782 EUR
Benchmark	OMX STOCKHOLM 30 INDEX

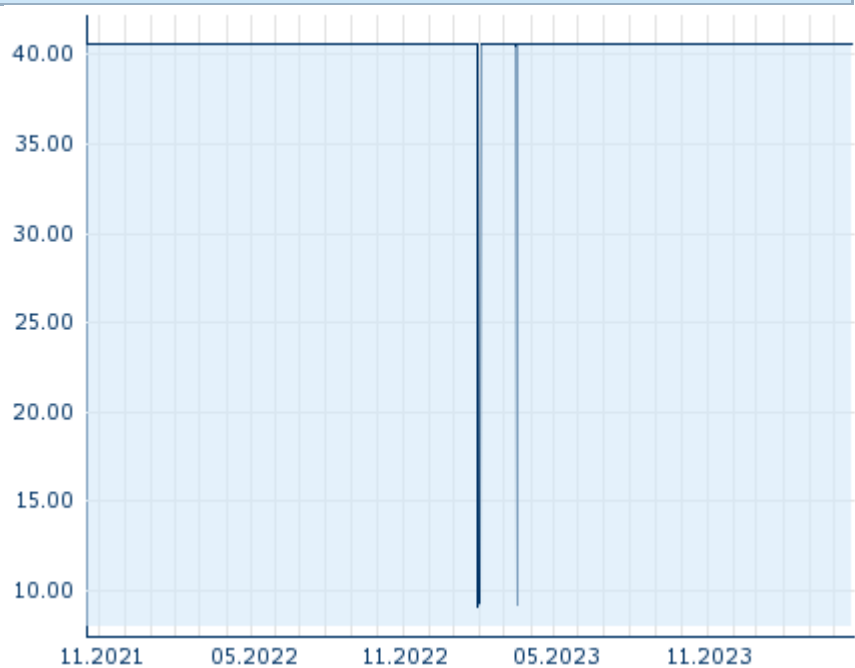
Market data

Bid (Bid size)	-
Ask (Ask size)	-
Open	40.60 SEK
High	40.60 SEK
Low	40.60 SEK
Close (prev. day)	40.60 SEK
VWAP	12.39 SEK
Volume (pcs)	-
Trading volume	-
Number of trades	1
Last size	-

Performance and Risk

	6m	1y	3y
Perf (%)	+0.00%	+0.00%	-
Perf (abs.)	+0.00	+0.00	-
Beta	1.88	1.43	1.80
Volatility	0.00	0.00	-

5y



Information about previous performance does not guarantee future performance.
Source: FactSet

Price data

Ø price 5 days Ø volume 5 days (pcs.)	40.60 SEK (0)
Ø price 30 days Ø volume 30 days (pcs.)	40.60 SEK (0)
Ø price 100 days Ø volume 100 days (pcs.)	40.60 SEK (0)
Ø price 250 days Ø volume 250 days (pcs.)	40.60 SEK (4,000)
YTD High date	40.60 SEK (2024/01/02)
YTD Low date	40.60 SEK (2024/01/02)
52 Weeks High date	40.60 SEK (2023/04/25)
52 Weeks Low date	12.39 SEK (2023/05/19)

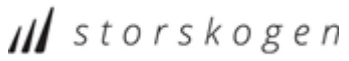
Arbitrage views

Exchange 	Date	Time	Price	Trading volume (mio.)	Number of trades
Tradegate	2024/04/24	22:02	0.5062 EUR	0.00	1
Stuttgart	2024/04/25	08:02	0.5024 EUR	0.00	1
Nasdaq Stockholm	2024/04/25	10:05	5.796 SEK	3.54	339
Munich	2024/04/25	08:02	0.509 EUR	0.00	1
London Stock Exchange	2024/	17:25	40.60 SEK	0.00	1

European Trade Reporting	04/24					
Frankfurt	2024/ 04/25	08:00	0.4997	EUR	0.00	1
Duesseldorf	2024/ 04/25	09:31	0.4941	EUR	0.00	2
Berlin	2024/ 04/25	09:52	0.4951	EUR	0.00	3

Company profile

Company Logo



Company Profile

-

Contact Details

STORSKOGEN GROUP

--

Telefon: -

Fax: -

E-mail: -