

STORSKOGEN GROUP AB CLASS B

ISIN: SE0016797732 WKN: -

Overview

2022/10/05 17:25:00

Price

40.60 SEK

Difference  0.00% (0.00)

General attributes

ISIN SE0016797732

Symbol STOR B

Exchange London Stock Exchange
European Trade Reporting

Currency SEK

Sector Financial

Security type Stock

Market cap (m) 1,230 EUR

Benchmark OMX STOCKHOLM 30 INDEX

Market data

Bid (Bid size) -

Ask (Ask size) -

Open 40.60 SEK

High 40.60 SEK

Low 40.60 SEK

Close (prev. day) 40.60 SEK

VWAP 11.2025 SEK

Volume (pcs) -

Trading volume -

Number of trades 1

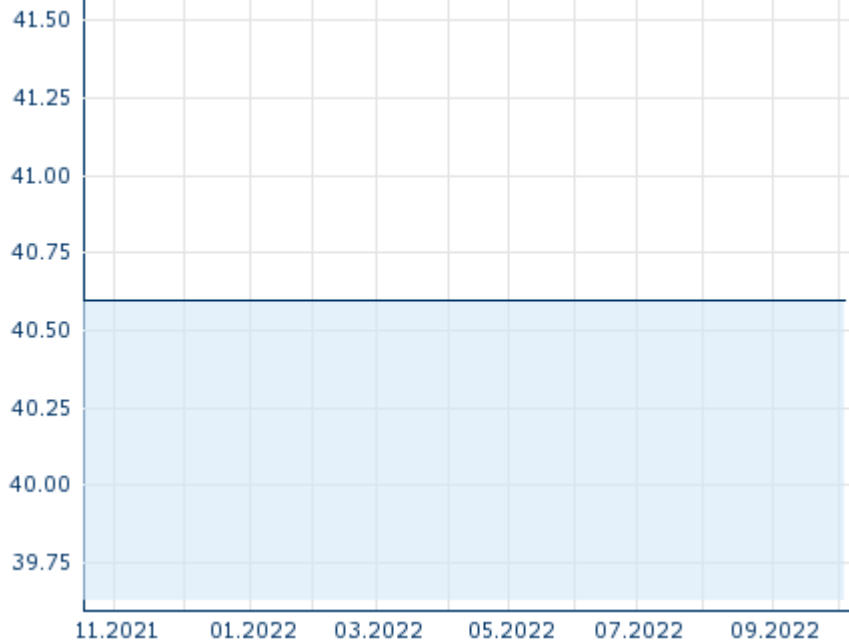
Last size -

Futures and Options

Related Futures 1

Related Options -





5y



Information about previous performance does not guarantee future performance.

Source: FactSet

Recent research

on sector			
Date		Headline	Download
2022/10/05		Global Equity Ratings	
2022/10/05		Aktienempfehlungen Global	
2022/09/30		Equity Weekly	
2022/09/26		Global Equity Ratings	
2022/09/26		Aktienempfehlungen Global	

Details

2022/10/05 17:25:00

Price

40.60 SEK

Difference  0.00% (0.00)

General attributes

ISIN SE0016797732

Symbol STOR B

Exchange London Stock Exchange
European Trade Reporting

Currency SEK

Sector Financial

Security type Stock

Market cap (m) 1,230 EUR

Benchmark OMX STOCKHOLM 30 INDEX

Market data

Bid (Bid size) -

Ask (Ask size) -

Open 40.60 SEK

High 40.60 SEK

Low 40.60 SEK

Close (prev. day) 40.60 SEK

VWAP 11.2025 SEK

Volume (pcs) -

Trading volume -

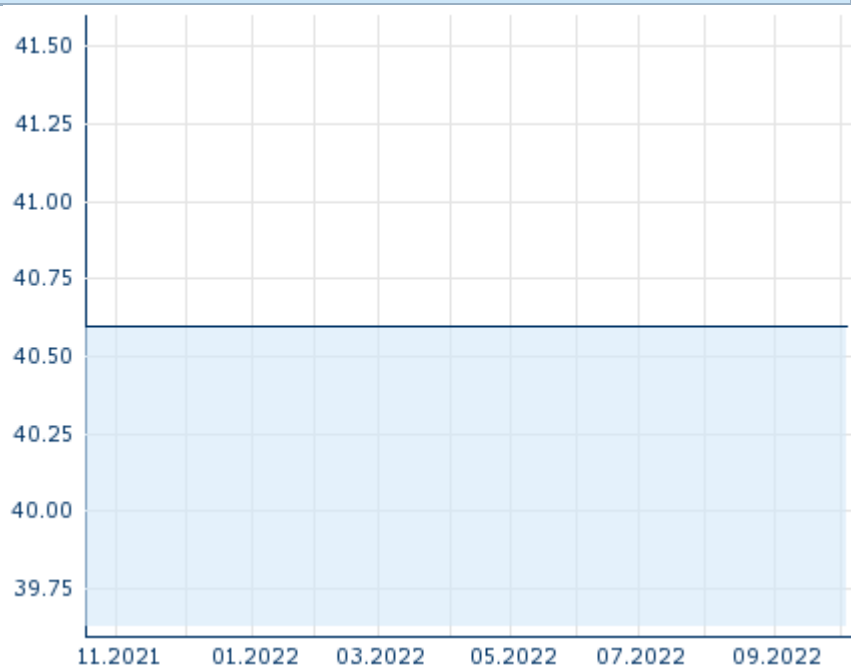
Number of trades 1

Last size -

Performance and Risk

	6m	1y	3y
Perf (%)	+0.00%	-	-
Perf (abs.)	+0.00	-	-
Beta	1.51	1.63	1.51
Volatility	0.00	0.00	0.00

5y



Information about previous performance does not guarantee future performance.

Source: FactSet

Price data

Ø price 5 days Ø volume 5 days (pcs.)	40.60 SEK (0)
Ø price 30 days Ø volume 30 days (pcs.)	40.60 SEK (13,333)
Ø price 100 days Ø volume 100 days (pcs.)	40.60 SEK (4,536)
Ø price 250 days Ø volume 250 days (pcs.)	- SEK (19,269)
YTD High date	41.42 SEK (2022/01/28)
YTD Low date	11.20 SEK (2022/09/12)
52 Weeks High date	50.20 SEK (2021/11/19)
52 Weeks Low date	11.20 SEK (2022/09/12)

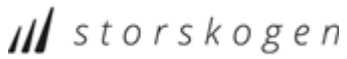
Arbitrage views

Exchange 	Date	Time	Price	Trading volume (mio.)	Number of trades
Tradegate	2022/10/05	22:27	0.8148 EUR	0.00	1
Nasdaq Stockholm	2022/10/05	17:29	8.788 SEK	43.16	2,321
Munich	2022/10/05	08:04	0.8372 EUR	0.00	1
London Stock Exchange European Trade Reporting	2022/10/05	17:25	40.60 SEK	0.00	1
Frankfurt	2022/	08:06	0.8366 EUR	0.00	1

	10/05					
Duesseldorf	2022/ 10/05	21:00	0.8156	EUR	0.00	13

Company profile

Company Logo



Company Profile

-

Contact Details

STORSKOGEN GROUP

--

Telefon: -

Fax: -

E-mail: -