

OVH GROUPE SAS

ISIN: **FR0014005HJ9** WKN: -

Overview

2024/07/12 15:22:50

Price

5.585 EUR

Difference  -0.18% (-0.01)

General attributes

ISIN	FR0014005HJ9
Symbol	OVH
Exchange	Stuttgart
Currency	EUR
Sector	Technology
Security type	Stock
Market cap (m)	1,077 EUR
Benchmark	CAC 40 INDEX

Market data

Bid (Bid size)	- (0)
Ask (Ask size)	- (0)
Open	5.46 EUR
High	5.69 EUR
Low	5.46 EUR
Close (prev. day)	5.595 EUR
VWAP	-
Volume (pcs)	0
Trading volume	0.00
Number of trades	10
Last size	0

Futures and Options




Related Futures	-
Related Options	-

5y



Information about previous performance does not guarantee future performance.
Source: FactSet

Recent research

on sector		on market	
Date		Headline	Download
2024/07/12		Global Equity Ratings	
2024/07/12		Aktienempfehlungen Global	
2024/07/09		Aktienempfehlungen Österreich	
2024/07/05		Equity Weekly	
2024/06/24		Aktienempfehlungen Österreich	

Details

2024/07/12 15:22:50

Price

5.585 EUR

Difference  -0.18% (-0.01)

General attributes

ISIN	FR0014005HJ9
Symbol	OVH
Exchange	Stuttgart
Currency	EUR
Sector	Technology
Security type	Stock
Market cap (m)	1,077 EUR
Benchmark	CAC 40 INDEX

Market data

Bid (Bid size)	- (0)
Ask (Ask size)	- (0)
Open	5.46 EUR
High	5.69 EUR
Low	5.46 EUR
Close (prev. day)	5.595 EUR
VWAP	-
Volume (pcs)	0
Trading volume	0.00
Number of trades	10
Last size	0

Performance and Risk

	6m	1y	3y
Perf (%)	-37.18%	-40.77%	-
Perf (abs.)	-3.31	-3.85	-
Beta	0.60	0.87	1.01
Volatility	61.35	56.02	-

5y



Information about previous performance does not guarantee future performance.
Source: FactSet

Price data

Ø price 5 days Ø volume 5 days (pcs.)	5.772 EUR (0)
Ø price 30 days Ø volume 30 days (pcs.)	5.386 EUR (0)
Ø price 100 days Ø volume 100 days (pcs.)	7.502 EUR (10)
Ø price 250 days Ø volume 250 days (pcs.)	8.188 EUR (13)
YTD High date	11.220 EUR (2024/04/05)
YTD Low date	4.518 EUR (2024/05/31)
52 Weeks High date	11.220 EUR (2024/04/05)
52 Weeks Low date	4.518 EUR (2024/05/31)

All listings for OVH GROUPE SAS

Exchange 	Date	Time	Price	Trading volume (mio.)	Number of trades
Tradegate	2024/07/12	22:26	5.63 EUR	0.01	20
Stuttgart	2024/07/12	15:22	5.585 EUR	0.00	10
Munich	2024/07/12	08:03	5.55 EUR	0.00	2
London Stock Exchange European Trade Reporting	2024/07/12	17:30	26.50 EUR	0.00	1
Frankfurt	2024/07/12	08:56	5.385 EUR	0.00	2

	07/12					
FINRA other OTC Issues	2024/ 07/12	19:16	6.65 USD	0.00		2
Euronext Paris	2024/ 07/12	17:38	5.65 EUR	0.67		573
Euronext Milan MTF Trading After Hours	-	-	-	0.00		-
Duesseldorf	2024/ 07/12	08:11	5.495 EUR	0.00		3
Berlin	2024/ 07/12	21:50	5.65 EUR	0.00		19

Company profile

Company Logo



Company Profile

-

Contact Details

OVH GROUPE

--

Telefon: -

Fax: -

E-mail: -