

## MDXHEALTH SA

ISIN: **BE0974461940**WKN: **B5950S113**

## Overview

2023/12/15 08:16:02

Price

3.135 EUR

Difference  0.00% (0.00)

## General attributes

ISIN BE0974461940

Symbol MDXH

Exchange Munich

Currency EUR

Sector Chemical / Pharmaceutical / Health

Security type Stock

Market cap (m) 63 EUR

Benchmark BEL 20 INDEX

## Market data

Bid (Bid size) -

Ask (Ask size) -

Open 3.135 EUR

High 3.135 EUR

Low 3.135 EUR

Close (prev. day) 3.135 EUR

VWAP 3.135 EUR

Volume (pcs) 0

Trading volume 0.00

Number of trades 1

Last size 0

## Futures and Options

Related Futures -

Related Options -











5y



Information about previous performance does not guarantee future performance.

Source: FactSet

## Recent research

| on sector  |   | on market                     |   |
|------------|---|-------------------------------|---|
| Date       |   | Headline                      | Download  |
| 2024/04/26 |  | Global Equity Ratings         |  |
| 2024/04/26 |  | Aktienempfehlungen Global     |  |
| 2024/04/15 |  | Aktienempfehlungen Österreich |  |
| 2024/04/03 |  | Global Equity Ratings         |  |
| 2024/04/03 |  | Aktienempfehlungen Global     |  |

## Details

2023/12/15 08:16:02

## Price

3.135 EUR

Difference ➔ 0.00% (0.00)

## General attributes

ISIN BE0974461940

Symbol MDXH

Exchange Munich

Currency EUR

Sector Chemical / Pharmaceutical / Health

Security type Stock

Market cap (m) 63 EUR

Benchmark BEL 20 INDEX

## Market data

Bid (Bid size) -

Ask (Ask size) -

Open 3.135 EUR

High 3.135 EUR

Low 3.135 EUR

Close (prev. day) 3.135 EUR

VWAP 3.135 EUR

Volume (pcs) 0

Trading volume 0.00

Number of trades 1

Last size 0

## Performance and Risk

|             | 6m      | 1y      | 3y     |
|-------------|---------|---------|--------|
| Perf (%)    | -14.81% | -51.17% | -      |
| Perf (abs.) | -0.55   | -3.29   | -      |
| Beta        | 1.53    | 1.41    | -92.87 |
| Volatility  | 45.28   | 60.23   | -      |

5y



Information about previous performance does not guarantee future performance.

Source: FactSet

## Price data

Ø price 5 days | Ø volume 5 days (pcs.) 3.128 EUR (8)

Ø price 30 days | Ø volume 30 days (pcs.) 2.946 EUR (1)

Ø price 100 days | Ø volume 100 days (pcs.) 2.901 EUR (31)

Ø price 250 days | Ø volume 250 days (pcs.) 3.543 EUR (25)

YTD High | date 6.680 EUR (2023/01/12)

YTD Low | date 2.260 EUR (2023/10/05)

52 Weeks High | date 6.680 EUR (2023/01/12)

52 Weeks Low | date 2.260 EUR (2023/10/05)

## Arbitrage views

| Exchange <span style="color: green;">⊕</span> | Date       | Time  | Price       | Trading volume (mio.) | Number of trades |
|---|------------|-------|-------------|-----------------------|------------------|
| Stuttgart                                     | 2023/12/15 | 17:26 | 3.015 EUR   | 0.00                  | 4                |
| Nasdaq  | 2024/04/26 | 22:00 | 2.47 USD    | 0.07                  | 134              |
| Munich  | 2023/12/15 | 08:16 | 3.135 EUR   | 0.00                  | 1                |
| London Stock Exchange                         | 2021/01/15 | 13:17 | 10.0796 EUR | 0.00                  | 1                |
| Frankfurt                                     | 2023/12/15 | 08:14 | 3.075 EUR   | 0.00                  | 2                |



## Company profile

### Company Logo



### Contact Details

MDXHEALTH SA

--

Tour 5 Giga, Av. de l'Hopital 11 4000 Liège

Telefon: (+32) 4 364 20 70

Fax: (+32) 4 364 20 71

E-mail:

Lucija.Turcinov@oncomethylome.com

### Company Profile

-

### Board of directors

Koen Hoffman Chairman of Supervisory Board

Eric Bednarski Member of Supervisory Board

Lieve Verplancke Member of Supervisory Board

Regine Slagmulder Member of Supervisory Board

Donnie Hardison Member of Supervisory Board

Hilde Windels Member of Supervisory Board

Jan Pensaert Member of Supervisory Board