

## CANASIA ENERGY CORP.

ISIN: CA13722B1058 WKN: -

## Overview

2024/07/23 21:59:59

Price

0.14 CAD

Difference  -3.45% (-0.01)

## General attributes

ISIN	CA13722B1058
Symbol	CEC
Exchange	TSX Venture Exchange
Currency	CAD
Sector	Energy / Commodities
Security type	Stock
Market cap (m)	11 EUR
Benchmark	S&P/TSX 60 INDEX

## Market data

Bid (Bid size)	0.12 CAD (9,000)
Ask (Ask size)	0.135 CAD (18,000)
Open	0.12 CAD
High	0.14 CAD
Low	0.12 CAD
Close (prev. day)	0.145 CAD
VWAP	0.120506 CAD
Volume (pcs)	390,618
Trading volume	47,071.66
Number of trades	35
Last size	500

## Futures and Options







Related Futures	-
Related Options	-

5y



Information about previous performance does not guarantee future performance.  
Source: FactSet

## Recent research

on sector	Date	Headline	Download
	2024/07/26	 Equity Weekly	
	2024/07/24	 Global Equity Ratings	
	2024/07/24	 Aktienempfehlungen Global	
	2024/07/15	 Aktienempfehlungen Global	
	2024/07/12	 Equity Weekly	

## Details

2024/07/23 21:59:59

### Price

0.14 CAD

 Difference  -3.45% (-0.01)

### General attributes

ISIN	CA13722B1058
Symbol	CEC
Exchange	TSX Venture Exchange
Currency	CAD
Sector	Energy / Commodities
Security type	Stock
Market cap (m)	11 EUR
Benchmark	S&P/TSX 60 INDEX

### Market data

Bid (Bid size)	0.12 CAD (9,000)
Ask (Ask size)	0.135 CAD (18,000)
Open	0.12 CAD
High	0.14 CAD
Low	0.12 CAD
Close (prev. day)	0.145 CAD
VWAP	0.120506 CAD
Volume (pcs)	390,618
Trading volume	47,071.66
Number of trades	35
Last size	500

### Performance and Risk

	6m	1y	3y
Perf (%)	+27.27%	+7.69%	-86.00%
Perf (abs.)	+0.03	+0.01	-0.86
Beta	-0.39	0.93	1.47
Volatility	106.73	113.48	122.61

5y



Information about previous performance does not guarantee future performance.  
Source: FactSet

### Price data

Ø price 5 days   Ø volume 5 days (pcs.)	0.14 CAD (99,684)
Ø price 30 days   Ø volume 30 days (pcs.)	0.14 CAD (76,376)
Ø price 100 days   Ø volume 100 days (pcs.)	0.13 CAD (67,581)
Ø price 250 days   Ø volume 250 days (pcs.)	0.12 CAD (71,434)
YTD High   date	0.19 CAD (2024/05/13)
YTD Low   date	0.10 CAD (2024/03/21)
52 Weeks High   date	0.19 CAD (2024/05/13)
52 Weeks Low   date	0.08 CAD (2023/10/05)

### All listings for CANASIA ENERGY CORP.

Exchange 	Date	Time	Price	Trading volume (mio.)	Number of trades
TSX Venture Exchange	2024/07/23	21:59	0.14 CAD	0.05	35
FINRA other OTC Issues	2024/07/23	15:34	0.09 USD	0.01	6

## Company profile

### Company Logo



### Company Profile

-

### Contact Details

CANASIA ENERGY

--

----

Telefon: -

Fax: -

E-mail: -