

AUTOSTORE HOLDINGS LTD.

ISIN: **BMG0670A1099** WKN: -

Overview

2024/09/13 12:00:05

Price
0.81 EURDifference  5.19% (0.04)

General attributes

| | |
|----------------|------------------------------|
| ISIN | BMG0670A1099 |
| Symbol | AUTO |
| Exchange | Frankfurt |
| Currency | EUR |
| Sector | Automotive |
| Security type | Stock |
| Market cap (m) | 3,305 EUR |
| Benchmark | MSCI WORLD INDEX (STRD, UHD) |

Market data

| | |
|-------------------|------------|
| Bid (Bid size) | - |
| Ask (Ask size) | - |
| Open | 0.7895 EUR |
| High | 0.81 EUR |
| Low | 0.7895 EUR |
| Close (prev. day) | 0.77 EUR |
| VWAP | 0.81 EUR |
| Volume (pcs) | 2,500 |
| Trading volume | 2,025.00 |
| Number of trades | 1 |
| Last size | 2,500 |

Futures and Options




| | |
|-----------------|---|
| Related Futures | - |
| Related Options | - |

5y



Information about previous performance does not guarantee future performance.
Source: FactSet

Recent research

| on sector | | | |
|------------|---|-------------------------------|---|
| Date | | Headline | Download |
| 2024/09/11 |  | Global Equity Ratings |  |
| 2024/09/11 |  | Aktienempfehlungen Global |  |
| 2024/09/09 |  | Aktienempfehlungen Österreich |  |
| 2024/09/05 |  | Global Equity Ratings |  |
| 2024/09/05 |  | Aktienempfehlungen Global |  |

Details

2024/09/13 12:00:05

Price
0.81 EUR

Difference ▲ 5.19% (0.04)

General attributes

| | |
|----------------|------------------------------|
| ISIN | BMG0670A1099 |
| Symbol | AUTO |
| Exchange | Frankfurt |
| Currency | EUR |
| Sector | Automotive |
| Security type | Stock |
| Market cap (m) | 3,305 EUR |
| Benchmark | MSCI WORLD INDEX (STRD, UHD) |

Market data

| | |
|-------------------|------------|
| Bid (Bid size) | - |
| Ask (Ask size) | - |
| Open | 0.7895 EUR |
| High | 0.81 EUR |
| Low | 0.7895 EUR |
| Close (prev. day) | 0.77 EUR |
| VWAP | 0.81 EUR |
| Volume (pcs) | 2,500 |
| Trading volume | 2,025.00 |
| Number of trades | 1 |
| Last size | 2,500 |

Performance and Risk

| | 6m | 1y | 3y |
|-------------|---------|---------|----|
| Perf (%) | -49.49% | -41.98% | - |
| Perf (abs.) | -0.79 | -0.59 | - |
| Beta | - | - | - |
| Volatility | 75.78 | 77.52 | - |

5y



Information about previous performance does not guarantee future performance.
Source: FactSet

Price data

| | |
|---|-----------------------|
| Ø price 5 days Ø volume 5 days (pcs.) | 0.79 EUR (1,360) |
| Ø price 30 days Ø volume 30 days (pcs.) | 0.92 EUR (1,949) |
| Ø price 100 days Ø volume 100 days (pcs.) | 1.15 EUR (1,593) |
| Ø price 250 days Ø volume 250 days (pcs.) | 1.34 EUR (860) |
| YTD High date | 1.87 EUR (2024/01/16) |
| YTD Low date | 0.74 EUR (2024/09/09) |
| 52 Weeks High date | 1.87 EUR (2024/01/16) |
| 52 Weeks Low date | 0.74 EUR (2024/09/09) |

All listings for AUTOSTORE HOLDINGS LTD.

| Exchange 📍 | Date | Time | Price | Trading volume (mio.) | Number of trades |
|---|------------|-------|------------|-----------------------|------------------|
| Tradegate | 2024/09/13 | 22:26 | 0.823 EUR | 0.01 | 4 |
| Stuttgart | 2024/09/13 | 16:37 | 0.7805 EUR | 0.00 | 13 |
| Munich | 2024/09/13 | 08:07 | 0.806 EUR | 0.00 | 1 |
| London Stock Exchange European Trade Reporting | 2024/09/13 | 16:20 | 40.00 NOK | 0.00 | 1 |
| Frankfurt | 2024/ | 12:00 | 0.81 EUR | 0.00 | 1 |

| | | | | | | |
|-----------------------|----------------|-------|------------|------|--|----|
| | 09/13 | | | | | |
| First North Stockholm | 2024/ 09/12 | 18:00 | 9.45 NOK | 0.08 | | 1 |
| Duesseldorf | 2024/ 09/13 | 08:11 | 0.791 EUR | 0.00 | | 3 |
| Berlin | 2024/ 09/13 | 21:43 | 0.8215 EUR | 0.00 | | 19 |

Company profile

Company Logo



Company Profile

-

Contact Details

AUTOSTORE HOLDINGS

--

Telefon: -

Fax: -

E-mail: -