



# BYGGFAKTA GROUP NORDIC HOLDCO AB

ISIN: **SE0016798581** WKN: -

## Overview

2022/09/29 17:13:02

**Price**  
2.21 EUR

**Difference**  -2.21% (-0.05)

### General attributes

ISIN	SE0016798581
Symbol	BFG
Exchange	Frankfurt
Currency	EUR
Sector	IT-Technology
Security type	Stock
Market cap (m)	502 EUR
Benchmark	OMX STOCKHOLM 30 INDEX

### Market data

Bid (Bid size)	2.24 EUR (450)
Ask (Ask size)	2.328 EUR (450)
Open	2.28 EUR
High	2.28 EUR
Low	2.21 EUR
Close (prev. day)	2.26 EUR
VWAP	-
Volume (pcs)	0
Trading volume	0.00
Number of trades	6
Last size	0

### Futures and Options





Related Futures	-
Related Options	-

5y



Information about previous performance does not guarantee future performance.  
Source: FactSet

### Recent research

on sector			
Date		Headline	Download
2022/09/26		Global Equity Ratings	
2022/09/26		Aktienempfehlungen Global	
2022/09/19		Aktienempfehlungen Österreich	
2022/09/05		Aktienempfehlungen Österreich	
2022/09/01		Global Equity Ratings	

## Details

2022/09/29 17:13:02

Price  
2.21 EURDifference ▼ -2.21% (-0.05)

## General attributes

ISIN	SE0016798581
Symbol	BFG
Exchange	Frankfurt
Currency	EUR
Sector	IT-Technology
Security type	Stock
Market cap (m)	502 EUR
Benchmark	OMX STOCKHOLM 30 INDEX

## Market data

Bid (Bid size)	2.24 EUR (450)
Ask (Ask size)	2.328 EUR (450)
Open	2.28 EUR
High	2.28 EUR
Low	2.21 EUR
Close (prev. day)	2.26 EUR
VWAP	-
Volume (pcs)	0
Trading volume	0.00
Number of trades	6
Last size	0

## Performance and Risk

	6m	1y	3y
Perf (%)	-50.22%	-	-
Perf (abs.)	-2.28	-	-
Beta	0.49	0.71	0.63
Volatility	55.85	48.80	48.80

5y



Information about previous performance does not guarantee future performance.  
Source: FactSet

## Price data

Ø price 5 days   Ø volume 5 days (pcs.)	2.32 EUR (0)
Ø price 30 days   Ø volume 30 days (pcs.)	2.62 EUR (0)
Ø price 100 days   Ø volume 100 days (pcs.)	3.21 EUR (0)
Ø price 250 days   Ø volume 250 days (pcs.)	- EUR (0)
YTD High   date	6.23 EUR (2022/01/03)
YTD Low   date	2.21 EUR (2022/09/23)
52 Weeks High   date	7.69 EUR (2021/11/22)
52 Weeks Low   date	2.21 EUR (2022/09/23)

## Arbitrage views

Exchange	Date	Time	Price	Trading volume (mio.)	Number of trades
Tradegate	2022/09/29	14:09	2.286 EUR	0.00	1
Nasdaq Stockholm	2022/09/29	17:29	25.00 SEK	5.09	291
Munich	2022/09/29	08:03	2.332 EUR	0.00	1
London Stock Exchange	2022/09/26	14:56	27.30 SEK	0.32	1
Frankfurt	2022/09/29	17:13	2.21 EUR	0.00	6

	29							
Duesseldorf	2022/09/29	18:30	2.274	EUR	0.00			11

## Company profile

### Company Logo



### Company Profile

-

### Contact Details

BYGGFAKTA GROUP NORDIC

--

----

Telefon: -

Fax: -

E-mail: -