

## 2020 BULKERS LTD.

ISIN: **BMG9156K1018** WKN: -

## Overview

2024/06/28 08:03:17

Price  
13.49 EURDifference  1.50% (0.20)

## General attributes

ISIN	BMG9156K1018
Symbol	2020
Exchange	Munich
Currency	EUR
Sector	Transport
Security type	Stock
Market cap (m)	312 EUR
Benchmark	MSCI WORLD INDEX (STRD, UHD)

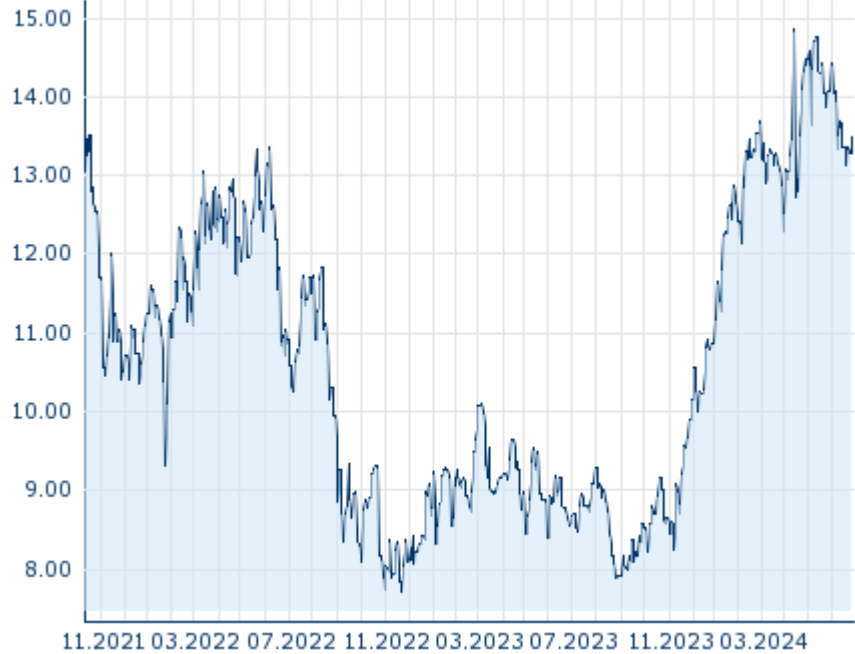
## Market data

Bid (Bid size)	-
Ask (Ask size)	-
Open	13.49 EUR
High	13.49 EUR
Low	13.49 EUR
Close (prev. day)	13.29 EUR
VWAP	13.70 EUR
Volume (pcs)	0
Trading volume	0.00
Number of trades	2
Last size	0

## Futures and Options




Related Futures	-
Related Options	-

5y



Information about previous performance does not guarantee future performance.  
Source: FactSet

## Recent research

on sector			
Date		Headline	Download
2024/06/28		Equity Weekly	
2024/06/24		Aktienempfehlungen Österreich	
2024/06/21		Global Equity Ratings	
2024/06/21		Aktienempfehlungen Global	
2024/06/14		Equity Weekly	

## Details

2024/06/28 08:03:17

## Price

13.49 EUR

Difference ▲ 1.50% (0.20)

## General attributes

ISIN	BMG9156K1018
Symbol	2020
Exchange	Munich
Currency	EUR
Sector	Transport
Security type	Stock
Market cap (m)	312 EUR
Benchmark	MSCI WORLD INDEX (STRD, UHD)

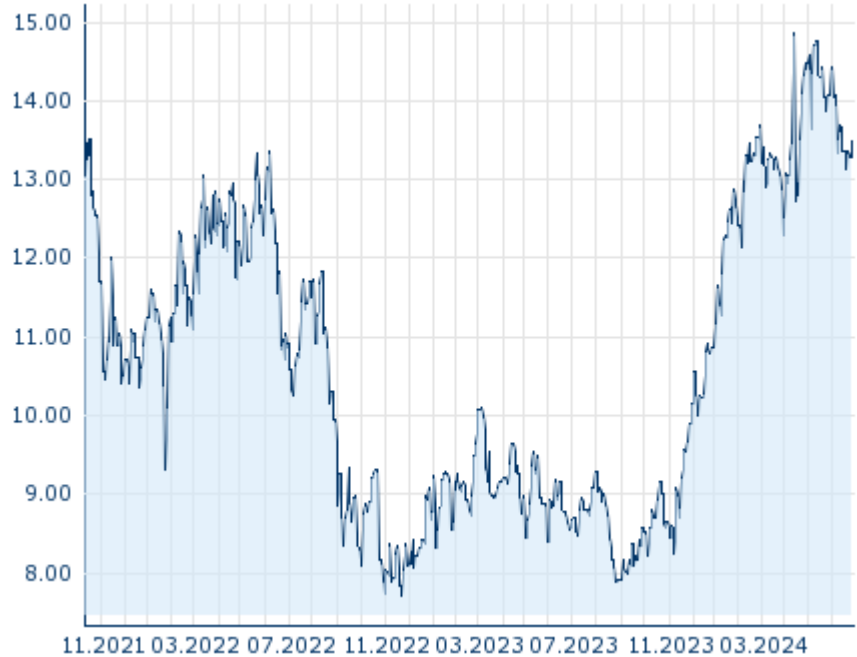
## Market data

Bid (Bid size)	-
Ask (Ask size)	-
Open	13.49 EUR
High	13.49 EUR
Low	13.49 EUR
Close (prev. day)	13.29 EUR
VWAP	13.70 EUR
Volume (pcs)	0
Trading volume	0.00
Number of trades	2
Last size	0

## Performance and Risk

	6m	1y	3y
Perf (%)	+24.22%	+57.69%	-
Perf (abs.)	+2.63	+4.94	-
Beta	0.10	0.09	0.44
Volatility	36.44	32.13	-

5y



Information about previous performance does not guarantee future performance.  
Source: FactSet

## Price data

Ø price 5 days   Ø volume 5 days (pcs.)	13.34 EUR (0)
Ø price 30 days   Ø volume 30 days (pcs.)	13.78 EUR (32)
Ø price 100 days   Ø volume 100 days (pcs.)	13.59 EUR (19)
Ø price 250 days   Ø volume 250 days (pcs.)	11.14 EUR (41)
YTD High   date	14.86 EUR (2024/04/15)
YTD Low   date	10.86 EUR (2024/01/02)
52 Weeks High   date	14.86 EUR (2024/04/15)
52 Weeks Low   date	7.88 EUR (2023/08/25)

## All listings for 2020 BULKERS LTD.

Exchange <span style="color: blue;">⊕</span>	Date	Time	Price	Trading volume (mio.)	Number of trades
Tradegate	2024/06/28	22:26	13.52 EUR	0.00	2
Stuttgart	2024/06/28	15:36	13.44 EUR	0.00	11
Munich	2024/06/28	08:03	13.49 EUR	0.00	2
Frankfurt	2024/06/28	15:29	12.94 EUR	0.00	4
First North	2024/06/28	18:00	155.60 NOK	0.20	7

Stockholm	28					
FINRA other OTC Issues	2024/06/05	16:33	15.30 USD	0.05		2
Duesseldorf	2024/06/28	08:11	13.46 EUR	0.00		3
Berlin	2024/06/28	21:43	13.56 EUR	0.00		19

## Company profile

### Company Logo

**2020 BULKERS**

### Company Profile

-

### Contact Details

2020 BULKERS

--

----

Telefon: -

Fax: -

E-mail: -