

AZELIS GROUP N.V.

ISIN: **BE0974400328** WKN: -

Overview

2024/06/21 17:41:49

Price
18.10 EURDifference  -4.69% (-0.89)

General attributes

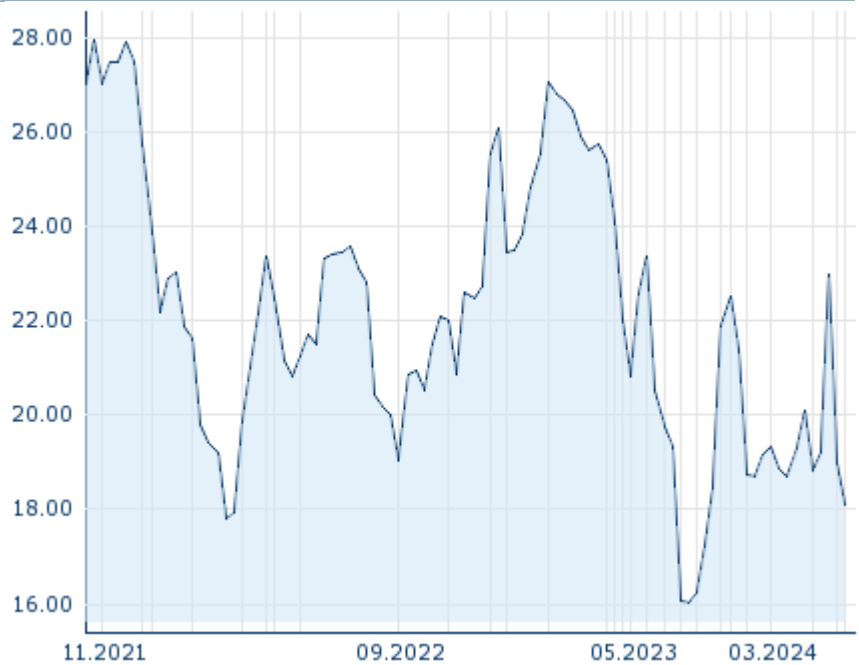
ISIN	BE0974400328
Symbol	AZE
Exchange	London Stock Exchange
Currency	EUR
Sector	Chemical / Pharmaceutical / Health
Security type	Stock
Market cap (m)	4,305 EUR
Benchmark	BEL 20 INDEX

Market data

Bid (Bid size)	-
Ask (Ask size)	-
Open	18.10 EUR
High	18.10 EUR
Low	18.10 EUR
Close (prev. day)	18.99 EUR
VWAP	18.10 EUR
Volume (pcs)	53,735
Trading volume	972,603.50
Number of trades	1
Last size	53,735



Futures and Options

Related Futures	-
Related Options	-



Information about previous performance does not guarantee future performance.
Source: FactSet

Recent research

on sector		on market	
Date		Headline	Download
2024/07/15		Aktienempfehlungen Global	
2024/07/12		Global Equity Ratings	
2024/07/09		Aktienempfehlungen Österreich	
2024/06/24		Aktienempfehlungen Österreich	
2024/06/21		Global Equity Ratings	

Details

2024/06/21 17:41:49

Price

18.10 EUR

 Difference ▼ -4.69% (-0.89)

General attributes

ISIN	BE0974400328
Symbol	AZE
Exchange	London Stock Exchange
Currency	EUR
Sector	Chemical / Pharmaceutical / Health
Security type	Stock
Market cap (m)	4,305 EUR
Benchmark	BEL 20 INDEX

Market data

Bid (Bid size)	-
Ask (Ask size)	-
Open	18.10 EUR
High	18.10 EUR
Low	18.10 EUR
Close (prev. day)	18.99 EUR
VWAP	18.10 EUR
Volume (pcs)	53,735
Trading volume	972,603.50
Number of trades	1
Last size	53,735

Performance and Risk

	6m	1y	3y
Perf (%)	-	-	-
Perf (abs.)	-	-	-
Beta	0.62	0.85	1.12
Volatility	18.80	17.10	-



Information about previous performance does not guarantee future performance.
Source: FactSet

Price data

Ø price 5 days Ø volume 5 days (pcs.)	- EUR (144)
Ø price 30 days Ø volume 30 days (pcs.)	18.10 EUR (1,862)
Ø price 100 days Ø volume 100 days (pcs.)	19.41 EUR (3,954)
Ø price 250 days Ø volume 250 days (pcs.)	19.12 EUR (4,104)
YTD High date	23.21 EUR (2024/04/24)
YTD Low date	18.10 EUR (2024/06/21)
52 Weeks High date	23.21 EUR (2024/04/24)
52 Weeks Low date	16.02 EUR (2023/10/26)

All listings for AZELIS GROUP N.V.

Exchange	Date	Time	Price	Trading volume (mio.)	Number of trades
Tradegate	2024/07/16	22:26	17.70 EUR	0.00	1
Stuttgart	2024/07/17	08:03	17.60 EUR	0.00	1
Munich	2024/07/17	08:18	17.59 EUR	0.00	1
London Stock Exchange	2024/06/21	17:41	18.10 EUR	0.97	1
Frankfurt	2024/07/14	14:45	17.64 EUR	0.00	4

	17					
FINRA other OTC Issues	2024/07/11	17:23	18.85 USD	0.05		2
Euronext Brussels	2024/07/17	15:21	17.72 EUR	0.47		325
Duesseldorf	2024/07/17	09:10	17.51 EUR	0.00		2
Berlin	2024/07/17	14:15	17.71 EUR	0.00		9

Company profile

Company Logo



Company Profile

-

Contact Details

AZELIS GROUP

--

Telefon: -

Fax: -

E-mail: -