

KMC PROPERTIES ASA

ISIN: NO0010360175 WKN: -

Overview

2024/07/18 16:15:20

Price
0.157 EURDifference  0.00% (0.00)

General attributes

ISIN	NO0010360175
Symbol	KMCP
Exchange	Stuttgart
Currency	EUR
Sector	Other
Security type	Stock
Market cap (m)	70 EUR
Benchmark	NORWAY OSLO BORS ALL SHARE(TRG)

Market data

Bid (Bid size)	0.1545 EUR (2,000)
Ask (Ask size)	0.179 EUR (2,000)
Open	0.155 EUR
High	0.158 EUR
Low	0.155 EUR
Close (prev. day)	0.157 EUR
VWAP	-
Volume (pcs)	0
Trading volume	0.00
Number of trades	8
Last size	0

Futures and Options






Related Futures	-
Related Options	-

5y



Information about previous performance does not guarantee future performance.
Source: FactSet

Recent research

on sector	Date	Headline	Download
	2024/07/15	 Aktienempfehlungen Global	
	2024/07/12	 Global Equity Ratings	
	2024/07/09	 Aktienempfehlungen Österreich	
	2024/07/05	 Equity Weekly	
	2024/06/24	 Aktienempfehlungen Österreich	

Details

2024/07/18 16:15:20

Price

0.157 EUR

Difference ➔ 0.00% (0.00)

General attributes

ISIN	NO0010360175
Symbol	KMCP
Exchange	Stuttgart
Currency	EUR
Sector	Other
Security type	Stock
Market cap (m)	70 EUR
Benchmark	NORWAY OSLO BORS ALL SHARE(TRG)

Market data

Bid (Bid size)	0.1545 EUR (2,000)
Ask (Ask size)	0.179 EUR (2,000)
Open	0.155 EUR
High	0.158 EUR
Low	0.155 EUR
Close (prev. day)	0.157 EUR
VWAP	-
Volume (pcs)	0
Trading volume	0.00
Number of trades	8
Last size	0

Performance and Risk

	6m	1y	3y
Perf (%)	-72.06%	-64.72%	-
Perf (abs.)	-0.41	-0.29	-
Beta	3.62	1.34	0.57
Volatility	218.71	155.88	-

5y



Information about previous performance does not guarantee future performance.
Source: FactSet

Price data

Ø price 5 days Ø volume 5 days (pcs.)	0.151 EUR (0)
Ø price 30 days Ø volume 30 days (pcs.)	0.500 EUR (0)
Ø price 100 days Ø volume 100 days (pcs.)	0.560 EUR (0)
Ø price 250 days Ø volume 250 days (pcs.)	0.506 EUR (0)
YTD High date	0.654 EUR (2024/07/04)
YTD Low date	0.126 EUR (2024/07/09)
52 Weeks High date	0.654 EUR (2024/07/04)
52 Weeks Low date	0.126 EUR (2024/07/09)

Arbitrage views

Exchange ⊕	Date	Time	Price	Trading volume (mio.)	Number of trades
Stuttgart	2024/07/18	16:15	0.157 EUR	0.00	8
London Stock Exchange	2018/05/17	18:04	0.67 NOK	0.00	1
First North Stockholm	2024/06/24	18:00	7.20 NOK	0.06	1

Company profile

Company Logo



Company Profile

-

Contact Details

KMC PROPERTIES

--

Telefon: -

Fax: -

E-mail: -