

ARENDALS FOSSEKOMPANI ASA

ISIN: NO0003572802 WKN: -

Overview

2024/04/29 16:50:53

Price

14.84 EUR

Difference  -0.40% (-0.06)

General attributes

ISIN NO0003572802

Symbol AFK

Exchange Stuttgart

Currency EUR

Sector Technology

Security type Stock

Market cap (m) 959 EUR

Benchmark NORWAY OSLO BORS ALL SHARE(TRG)

Market data

Bid (Bid size) 14.84 EUR (200)

Ask (Ask size) 15.42 EUR (200)

Open 14.80 EUR

High 14.96 EUR

Low 14.70 EUR

Close (prev. day) 14.90 EUR

VWAP -

Volume (pcs) 0

Trading volume 0.00

Number of trades 9

Last size 0

Futures and Options

Related Futures -








Related Options -

5y



Information about previous performance does not guarantee future performance.
Source: FactSet

Recent research

on sector			
Date		Headline	Download
2024/04/29		Aktienempfehlungen Österreich	
2024/04/26		Equity Weekly	
2024/04/26		Global Equity Ratings	
2024/04/26		Aktienempfehlungen Global	
2024/04/15		Aktienempfehlungen Österreich	

Details

2024/04/29 16:50:53

Price

14.84 EUR

Difference ▼ -0.40% (-0.06)

General attributes

ISIN	NO0003572802
Symbol	AFK
Exchange	Stuttgart
Currency	EUR
Sector	Technology
Security type	Stock
Market cap (m)	959 EUR
Benchmark	NORWAY OSLO BORS ALL SHARE(TRG)

Market data

Bid (Bid size)	14.84 EUR (200)
Ask (Ask size)	15.42 EUR (200)
Open	14.80 EUR
High	14.96 EUR
Low	14.70 EUR
Close (prev. day)	14.90 EUR
VWAP	-
Volume (pcs)	0
Trading volume	0.00
Number of trades	9
Last size	0

Performance and Risk

	6m	1y	3y
Perf (%)	+34.96%	-17.68%	-
Perf (abs.)	+3.86	-3.20	-
Beta	0.44	0.41	0.70
Volatility	39.67	41.86	-

5y



Information about previous performance does not guarantee future performance.
Source: FactSet

Price data

Ø price 5 days Ø volume 5 days (pcs.)	14.92 EUR (13)
Ø price 30 days Ø volume 30 days (pcs.)	15.09 EUR (2)
Ø price 100 days Ø volume 100 days (pcs.)	14.14 EUR (7)
Ø price 250 days Ø volume 250 days (pcs.)	14.13 EUR (5)
YTD High date	15.90 EUR (2024/04/05)
YTD Low date	12.48 EUR (2024/02/29)
52 Weeks High date	19.30 EUR (2023/05/15)
52 Weeks Low date	10.52 EUR (2023/11/10)

All listings for ARENDALS FOSSEKOMPANI ASA

Exchange	Date	Time	Price	Trading volume (mio.)	Number of trades
Stuttgart	2024/04/29	16:50	14.84 EUR	0.00	9
London Stock Exchange	2018/05/16	18:05	3,840.00 NOK	0.00	1
Frankfurt	2024/04/29	08:06	14.84 EUR	0.00	1
First North Stockholm	2024/04/02	13:26	183.00 NOK	0.00	1
Duesseldorf	2024/04/08	08:12	14.82 EUR	0.00	1

Company profile

Company Logo

Contact Details

ARENDALS FOSSEK

--

Telefon: -

Fax: -

E-mail: -

Company Profile

-