

AGNICO EAGLE MINES LTD.

ISIN: CA0084741085 WKN: 008474108

Overview

2024/06/21 22:00:03

Price
65.23 USDDifference  -1.27% (-0.84)

General attributes

ISIN	CA0084741085
Symbol	AEM
Exchange	NYSE
Currency	USD
Sector	Energy / Commodities
Security type	Stock
Market cap (m)	30,353 EUR
Benchmark	S&P/TSX 60 INDEX

Market data

Bid (Bid size)	64.75 USD (200)
Ask (Ask size)	65.22 USD (100)
Open	66.17 USD
High	66.17 USD
Low	64.41 USD
Close (prev. day)	66.07 USD
VWAP	65.19228 USD
Volume (pcs)	5,421,266
Trading volume	353,378,872.38
Number of trades	24,844
Last size	-

Futures and Options










Related Futures	14
Related Options	-

5y



Information about previous performance does not guarantee future performance.
Source: FactSet

Recent research

on sector			
Date		Headline	Download
2024/06/21		Global Equity Ratings	
2024/06/21		Aktienempfehlungen Global	
2024/06/14		Equity Weekly	
2024/06/14		Global Equity Ratings	
2024/06/14		Aktienempfehlungen Global	

Details

2024/06/21 22:00:03

Price

65.23 USD

Difference 📉 -1.27% (-0.84)

General attributes

ISIN	CA0084741085
Symbol	AEM
Exchange	NYSE
Currency	USD
Sector	Energy / Commodities
Security type	Stock
Market cap (m)	30,353 EUR
Benchmark	S&P/TSX 60 INDEX

Market data

Bid (Bid size)	64.75 USD (200)
Ask (Ask size)	65.22 USD (100)
Open	66.17 USD
High	66.17 USD
Low	64.41 USD
Close (prev. day)	66.07 USD
VWAP	65.19228 USD
Volume (pcs)	5,421,266
Trading volume	353,378,872.38
Number of trades	24,844
Last size	-

Performance and Risk

	6m	1y	3y
Perf (%)	+19.40%	+32.69%	-
Perf (abs.)	+10.60	+16.07	-
Beta	1.81	1.43	1.25
Volatility	31.10	30.43	-

5y



Information about previous performance does not guarantee future performance.
Source: FactSet

Price data

Ø price 5 days Ø volume 5 days (pcs.)	64.88 USD (2,715,974)
Ø price 30 days Ø volume 30 days (pcs.)	67.14 USD (2,477,402)
Ø price 100 days Ø volume 100 days (pcs.)	59.40 USD (3,125,369)
Ø price 250 days Ø volume 250 days (pcs.)	53.57 USD (2,726,773)
YTD High date	71.50 USD (2024/05/20)
YTD Low date	44.37 USD (2024/02/14)
52 Weeks High date	71.50 USD (2024/05/20)
52 Weeks Low date	43.22 USD (2023/10/04)

Arbitrage views

Exchange 📍	Date	Time	Price	Trading volume (mio.)	Number of trades
Tradegate	2024/06/21	22:26	60.98 EUR	0.18	41
Toronto Stock Exchange	2024/06/21	22:00	89.27 CAD	491.26	6,243
Stuttgart	2024/06/21	21:53	60.86 EUR	0.00	13
SIX Swiss Exchange	2022/05/05	17:35	64.20 CHF	0.00	1
NYSE	2024/06/21	22:00	65.23 USD	353.38	24,844

	21					
Munich	2024/06/ 21	08:00	61.66 EUR	0.00		1
London Stock Exchange	2024/05/ 23	15:53	92.5223 CAD	4.59		2
Hanover	2024/06/ 21	08:00	61.66 EUR	0.00		3
Hamburg	2024/06/ 21	08:00	61.66 EUR	0.00		3
Frankfurt	2024/06/ 21	16:46	60.48 EUR	0.02		6
Duesseldorf	2024/06/ 21	08:10	61.60 EUR	0.00		3
Berlin	2024/06/ 21	08:08	61.38 EUR	0.00		3

Company profile

Company Logo



Contact Details

AGNICO EAGLE MINES LTD.

--

145 King Street East, Suite 400 - M5C 2Y7
Toronto

Telefon: +1-416-947-1212

Fax: +1-416-367-4681

E-mail: info@agnicoeagle.com

Company Profile

-

Members of Management Board

Ammar Al-Joundi	Chairman of Managing Board
Carol Plummer	Member of Executive Committee
Chris Vollmershausen	Member of Executive Committee
Dominique Girard	Member of Executive Committee
Guy Gosselin	Member of Executive Committee
Jamie Porter	Member of Executive Committee
Jean Robitaille	Member of Executive Committee
Natasha Vaz	Member of Executive Committee
Sean Boyd	Member of Executive Committee

Board of directors

Sean Boyd	Chairman of Supervisory Board
Deborah McCombe	Member of Supervisory Board
Elizabeth Lewis-Gray	Member of Supervisory Board
Jamie Sokalsky	Member of Supervisory Board
Jeffrey Parr	Member of Supervisory Board
John Roberts	Member of Supervisory Board
Jonathan Gill	Member of Supervisory Board
Leona Aglukkaq	Member of Supervisory Board
Martine Celej	Member of Supervisory Board
Peter Grosskopf	Member of Supervisory Board