

AMADEUS IT GROUP SA

ISIN: **ES0109067019** WKN:

-

Overview

2022/11/25 08:00:38

Price

51.16 EUR

Difference  0.59% (0.30)

General attributes

ISIN	ES0109067019
Symbol	AMS
Exchange	Frankfurt
Currency	EUR
Sector	IT-Technology
Security type	Stock
Market cap (m)	23,295 EUR
Benchmark	IBEX 35

Market data

Bid (Bid size)	-
Ask (Ask size)	-
Open	51.16 EUR
High	51.16 EUR
Low	51.16 EUR
Close (prev. day)	50.86 EUR
VWAP	51.50 EUR
Volume (pcs)	0
Trading volume	0.00
Number of trades	1
Last size	0

Futures and Options

Related Futures	45
Related Options	-








5y



Information about previous performance does not guarantee future performance.

Source: FactSet

Recent research

on instrument	on sector	on market
Date	Headline	Download
2022/11/18	 Global Equity Ratings	
2022/11/18	 Aktienempfehlungen Global	
2022/10/31	 Aktienempfehlungen Global	
2022/10/31	 Global Equity Ratings	
2022/10/05	 Global Equity Ratings	

Details

2022/11/25 08:00:38

Price

51.16 EUR

Difference ▲ 0.59% (0.30)

General attributes

ISIN	ES0109067019
Symbol	AMS
Exchange	Frankfurt
Currency	EUR
Sector	IT-Technology
Security type	Stock
Market cap (m)	23,295 EUR
Benchmark	IBEX 35

Market data

Bid (Bid size)	-
Ask (Ask size)	-
Open	51.16 EUR
High	51.16 EUR
Low	51.16 EUR
Close (prev. day)	50.86 EUR
VWAP	51.50 EUR
Volume (pcs)	0
Trading volume	0.00
Number of trades	1
Last size	0

Performance and Risk

	6m	1y	3y
Perf (%)	-11.09%	-14.99%	-28.15%
Perf (abs.)	-6.38	-9.02	-20.04
Beta	1.13	1.22	1.24
Volatility	30.85	33.52	43.14

5y



Information about previous performance does not guarantee future performance.
Source: FactSet

Price data

Ø price 5 days Ø volume 5 days (pcs.)	50.64 EUR (1)
Ø price 30 days Ø volume 30 days (pcs.)	51.29 EUR (23)
Ø price 100 days Ø volume 100 days (pcs.)	52.30 EUR (104)
Ø price 250 days Ø volume 250 days (pcs.)	55.61 EUR (119)
YTD High date	64.78 EUR (2022/01/17)
YTD Low date	45.00 EUR (2022/09/28)
52 Weeks High date	64.78 EUR (2022/01/17)
52 Weeks Low date	45.00 EUR (2022/09/28)

Arbitrage views

Exchange ⊕	Date	Time	Price	Trading volume (mio.)	Number of trades
Xetra	2022/11/24	15:06	51.38 EUR	0.02	2
Vienna Stock Exchange	2022/11/25	17:32	51.90 EUR	0.00	2
Tradegate	2022/11/25	22:02	51.76 EUR	0.00	1
Stuttgart	2022/11/25	11:14	51.06 EUR	0.00	8
Munich	2022/11/25	08:00	51.16 EUR	0.00	1

	11/25						
London Stock Exchange European Trade Reporting	2022/ 11/25	17:30	51.69	EUR	0.00		1
Hanover	2022/ 11/25	08:04	51.20	EUR	0.00		1
Hamburg	2022/ 11/25	08:04	51.20	EUR	0.00		1
Frankfurt	2022/ 11/25	08:00	51.16	EUR	0.00		1
FINRA other OTC Issues	2022/ 11/25	16:05	54.25	USD	0.15		9
Duesseldorf	2022/ 11/25	21:01	51.74	EUR	0.00		11
Berlin	2022/ 11/25	08:03	51.16	EUR	0.00		1
BME Continuous Market	2022/ 11/25	17:38	51.78	EUR	22.99		1,724

Company profile

Company Logo

Contact Details

AMADEUS IT GROUP SA

--

Calle Salvador de Madariaga 1 - 28027 Madrid

Telefon: 34-91-582-01-00

Fax: 34-91-582-01-88

E-mail: -

Company Profile

-

Members of Management Board

Luis Maroto	Chairman of Managing Board
Christophe Bousquet	Member of Executive Committee
Decius Valmorbida	Member of Executive Committee
Francisco Pérez-Lozao Rüter	Member of Executive Committee
Sabine Hansen Peck	Member of Executive Committee
Till Streichert	Member of Executive Committee
Tomás López Fernebrand	Member of Executive Committee
Wolfgang Krips	Member of Executive Committee

Board of directors

William Alfred Connelly	Chairman of Supervisory Board
Josep Piqué i Camps	Member of Supervisory Board
Peter Kürpick	Member of Supervisory Board
Amanda Mesler	Member of Supervisory Board
David Webster	Member of Supervisory Board
Eriikka Söderström	Member of Supervisory Board
Francesco Loredan	Member of Supervisory Board
Jana Eggens	Member of Supervisory Board
Pilar Garcia Ceballos-Zuñiga	Member of Supervisory Board
Pilar Garcia Ceballos-Zuniga	Member of Supervisory Board
Stephan Gemkow	Member of Supervisory Board
Xiaoqun Clever	Member of Supervisory Board