

STORSKOGEN GROUP AB CLASS B

ISIN: SE0016797732 WKN: -

Overview

2024/09/13 08:09:24

Price
0.8826 EURDifference  1.38% (0.01)

General attributes

ISIN	SE0016797732
Symbol	STOR B
Exchange	Frankfurt
Currency	EUR
Sector	Financial
Security type	Stock
Market cap (m)	1,365 EUR
Benchmark	OMX STOCKHOLM 30 INDEX

Market data

Bid (Bid size)	-
Ask (Ask size)	-
Open	0.8826 EUR
High	0.8826 EUR
Low	0.8826 EUR
Close (prev. day)	0.8706 EUR
VWAP	0.87 EUR
Volume (pcs)	0
Trading volume	0.00
Number of trades	2
Last size	0

Futures and Options



Related Futures	0
Related Options	-

5y



Information about previous performance does not guarantee future performance.
Source: FactSet

Recent research

on sector			
Date		Headline	Download
2024/09/11		Global Equity Ratings	
2024/09/11		Aktienempfehlungen Global	
2024/09/09		Aktienempfehlungen Österreich	
2024/09/06		Equity Weekly	
2024/09/05		Global Equity Ratings	

Details

2024/09/13 08:09:24

Price

0.8826 EUR

Difference ▲ 1.38% (0.01)

General attributes

ISIN	SE0016797732
Symbol	STOR B
Exchange	Frankfurt
Currency	EUR
Sector	Financial
Security type	Stock
Market cap (m)	1,365 EUR
Benchmark	OMX STOCKHOLM 30 INDEX

Market data

Bid (Bid size)	-
Ask (Ask size)	-
Open	0.8826 EUR
High	0.8826 EUR
Low	0.8826 EUR
Close (prev. day)	0.8706 EUR
VWAP	0.87 EUR
Volume (pcs)	0
Trading volume	0.00
Number of trades	2
Last size	0

Performance and Risk

	6m	1y	3y
Perf (%)	+83.84%	+34.62%	-
Perf (abs.)	+0.40	+0.23	-
Beta	-	-	-
Volatility	48.17	57.06	-

5y



Information about previous performance does not guarantee future performance.
Source: FactSet

Price data

Ø price 5 days Ø volume 5 days (pcs.)	0.8660 EUR (2,400)
Ø price 30 days Ø volume 30 days (pcs.)	0.8268 EUR (1,308)
Ø price 100 days Ø volume 100 days (pcs.)	0.7335 EUR (485)
Ø price 250 days Ø volume 250 days (pcs.)	0.6565 EUR (385)
YTD High date	0.9458 EUR (2024/09/02)
YTD Low date	0.4538 EUR (2024/03/21)
52 Weeks High date	0.9458 EUR (2024/09/02)
52 Weeks Low date	0.4538 EUR (2024/03/21)

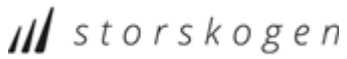
All listings for STORSKOGEN GROUP AB CLASS B

Exchange 📍	Date	Time	Price	Trading volume (mio.)	Number of trades
Tradegate	2024/09/13	22:02	0.8932 EUR	0.00	1
Stuttgart	2024/09/13	16:37	0.884 EUR	0.00	13
Nasdaq Stockholm	2024/09/13	18:00	10.10 SEK	40.19	2,331
Munich	2024/09/13	08:07	0.8828 EUR	0.00	2
London Stock Exchange	2024/	17:25	40.60 SEK	0.00	1

European Trade Reporting	09/13					
Frankfurt	2024/ 09/13	08:09	0.8826	EUR	0.00	2
Duesseldorf	2024/ 09/13	19:32	0.8878	EUR	0.00	7
Berlin	2024/ 09/13	21:43	0.8922	EUR	0.00	19

Company profile

Company Logo



Company Profile

-

Contact Details

STORSKOGEN GROUP

--

Telefon: -

Fax: -

E-mail: -