

## ANTIN INFRASTRUCTURE PARTNERS SAS

ISIN: **FR0014005AL0** WKN: -

## Overview

2024/07/17 08:11:42

Price  
12.06 EURDifference  0.00% (0.00)

## General attributes

ISIN	FR0014005AL0
Symbol	-
Exchange	Duesseldorf
Currency	EUR
Sector	Financial
Security type	Stock
Market cap (m)	2,179 EUR
Benchmark	CAC 40 INDEX

## Market data

Bid (Bid size)	12.08 EUR (420)
Ask (Ask size)	12.20 EUR (420)
Open	12.06 EUR
High	12.06 EUR
Low	12.06 EUR
Close (prev. day)	12.06 EUR
VWAP	-
Volume (pcs)	0
Trading volume	0.00
Number of trades	1
Last size	0

## Futures and Options





Related Futures	-
Related Options	-

5y



Information about previous performance does not guarantee future performance.  
Source: FactSet

## Recent research

on sector		on market	
Date		Headline	Download
2024/07/15		Aktienempfehlungen Global	
2024/07/12		Global Equity Ratings	
2024/07/09		Aktienempfehlungen Österreich	
2024/06/28		Equity Weekly	
2024/06/24		Aktienempfehlungen Österreich	

## Details

2024/07/17 08:11:42

## Price

12.06 EUR

Difference ➔ 0.00% (0.00)

## General attributes

ISIN	FR0014005AL0
Symbol	-
Exchange	Duesseldorf
Currency	EUR
Sector	Financial
Security type	Stock
Market cap (m)	2,179 EUR
Benchmark	CAC 40 INDEX

## Market data

Bid (Bid size)	12.08 EUR (420)
Ask (Ask size)	12.20 EUR (420)
Open	12.06 EUR
High	12.06 EUR
Low	12.06 EUR
Close (prev. day)	12.06 EUR
VWAP	-
Volume (pcs)	0
Trading volume	0.00
Number of trades	1
Last size	0

## Performance and Risk

	6m	1y	3y
Perf (%)	-8.36%	-21.79%	-
Perf (abs.)	-1.10	-3.36	-
Beta	0.86	1.04	1.19
Volatility	40.51	41.45	-

5y



Information about previous performance does not guarantee future performance.  
Source: FactSet

## Price data

Ø price 5 days   Ø volume 5 days (pcs.)	12.24 EUR (0)
Ø price 30 days   Ø volume 30 days (pcs.)	11.71 EUR (0)
Ø price 100 days   Ø volume 100 days (pcs.)	12.74 EUR (0)
Ø price 250 days   Ø volume 250 days (pcs.)	13.04 EUR (0)
YTD High   date	17.11 EUR (2024/02/20)
YTD Low   date	10.12 EUR (2024/06/17)
52 Weeks High   date	17.11 EUR (2024/02/20)
52 Weeks Low   date	10.12 EUR (2024/06/17)

## Arbitrage views

Exchange <span style="color: green;">⊕</span>	Date	Time	Price	Trading volume (mio.)	Number of trades
Tradegate	2024/07/17	08:03	12.12 EUR	0.00	1
Stuttgart	2024/07/17	09:05	12.04 EUR	0.00	2
Munich	2024/07/17	08:18	12.16 EUR	0.00	1
London Stock Exchange European Trade Reporting	2024/07/17	08:59	12.21 EUR	0.00	1
Frankfurt	2024/07/17	08:05	12.10 EUR	0.00	1

	07/17						
Euronext Paris	2024/ 07/17	09:03	12.16	EUR	0.02		18
Euronext Milan MTF Trading After Hours	-	-	-		0.00		-
Duesseldorf	2024/ 07/17	08:11	12.06	EUR	0.00		1
Berlin	2024/ 07/17	08:11	12.14	EUR	0.00		1

## Company profile

### Company Logo



### Company Profile

-

### Contact Details

ANTIN INFRASTRUCTURE PARTNERS

--

rue Saint-Honore 374 75001 Paris

Telefon: +33 (0)1 70 08 13 00

Fax: -

E-mail: -