

## ANTIN INFRASTRUCTURE PARTNERS SAS

ISIN: **FR0014005AL0** WKN: -

## Overview

2024/07/17 08:03:20

Price  
12.12 EURDifference  -0.49% (-0.06)

## General attributes

ISIN	FR0014005AL0
Symbol	-
Exchange	Tradegate
Currency	EUR
Sector	Financial
Security type	Stock
Market cap (m)	2,258 EUR
Benchmark	CAC 40 INDEX

## Market data

Bid (Bid size)	12.08 EUR (260)
Ask (Ask size)	12.12 EUR (260)
Open	12.12 EUR
High	12.12 EUR
Low	12.12 EUR
Close (prev. day)	12.18 EUR
VWAP	12.12 EUR
Volume (pcs)	1
Trading volume	12.12
Number of trades	1
Last size	1

## Futures and Options





Related Futures	-
Related Options	-

5y



Information about previous performance does not guarantee future performance.  
Source: FactSet

## Recent research

on sector		on market	
Date		Headline	Download
2024/07/15		Aktienempfehlungen Global	
2024/07/12		Global Equity Ratings	
2024/07/09		Aktienempfehlungen Österreich	
2024/06/28		Equity Weekly	
2024/06/24		Aktienempfehlungen Österreich	

## Details

2024/07/17 08:03:20

## Price

12.12 EUR

Difference 📉 -0.49% (-0.06)

## General attributes

ISIN	FR0014005AL0
Symbol	-
Exchange	Tradegate
Currency	EUR
Sector	Financial
Security type	Stock
Market cap (m)	2,258 EUR
Benchmark	CAC 40 INDEX

## Market data

Bid (Bid size)	12.08 EUR (260)
Ask (Ask size)	12.12 EUR (260)
Open	12.12 EUR
High	12.12 EUR
Low	12.12 EUR
Close (prev. day)	12.18 EUR
VWAP	12.12 EUR
Volume (pcs)	1
Trading volume	12.12
Number of trades	1
Last size	1

## Performance and Risk

	6m	1y	3y
Perf (%)	-8.35%	-21.62%	-
Perf (abs.)	-1.11	-3.36	-
Beta	0.86	1.04	1.19
Volatility	40.52	40.89	-

5y



Information about previous performance does not guarantee future performance.  
Source: FactSet

## Price data

Ø price 5 days   Ø volume 5 days (pcs.)	12.34 EUR (37)
Ø price 30 days   Ø volume 30 days (pcs.)	11.82 EUR (195)
Ø price 100 days   Ø volume 100 days (pcs.)	12.86 EUR (94)
Ø price 250 days   Ø volume 250 days (pcs.)	13.16 EUR (120)
YTD High   date	17.28 EUR (2024/02/20)
YTD Low   date	10.14 EUR (2024/06/17)
52 Weeks High   date	17.28 EUR (2024/02/20)
52 Weeks Low   date	10.14 EUR (2024/06/17)

## Arbitrage views

Exchange <span>📍</span>	Date	Time	Price	Trading volume (mio.)	Number of trades
Tradegate	2024/07/17	08:03	12.12 EUR	0.00	1
Stuttgart	2024/07/17	08:08	12.04 EUR	0.00	1
Munich	2024/07/16	08:08	12.48 EUR	0.00	2
London Stock Exchange European Trade Reporting	2024/07/16	17:30	12.14 EUR	0.00	2
Frankfurt	2024/07/16	08:05	12.10 EUR	0.00	1

	07/17					
Euronext Paris	2024/ 07/16	17:35	12.14	EUR	0.25	225
Euronext Milan MTF Trading After Hours	-	-	-		0.00	-
Duesseldorf	2024/ 07/16	19:30	12.06	EUR	0.00	6
Berlin	2024/ 07/16	21:50	12.18	EUR	0.00	19

## Company profile

### Company Logo



### Company Profile

-

### Contact Details

ANTIN INFRASTRUCTURE PARTNERS

--

rue Saint-Honore 374 75001 Paris

Telefon: +33 (0)1 70 08 13 00

Fax: -

E-mail: -