

## ZENTEK LTD.

ISIN: CA98942X1024

WKN: -

## Overview

2024/07/12 20:22:06

Price  
0.905 EURDifference  2.26% (0.02)

## General attributes

ISIN	CA98942X1024
Symbol	ZEN
Exchange	Berlin
Currency	EUR
Sector	Chemical / Pharmaceutical / Health
Security type	Stock
Market cap (m)	91 EUR
Benchmark	S&P/TSX 60 INDEX

## Market data

Bid (Bid size)	-
Ask (Ask size)	-
Open	0.89 EUR
High	0.91 EUR
Low	0.89 EUR
Close (prev. day)	0.885 EUR
VWAP	-
Volume (pcs)	0
Trading volume	0.00
Number of trades	15
Last size	0

## Futures and Options








Related Futures	-
Related Options	-

5y



Information about previous performance does not guarantee future performance.  
Source: FactSet

## Recent research

on sector			
Date		Headline	Download
2024/07/12		Global Equity Ratings	
2024/07/12		Aktienempfehlungen Global	
2024/07/09		Aktienempfehlungen Österreich	
2024/06/24		Aktienempfehlungen Österreich	
2024/06/21		Global Equity Ratings	

## Details

2024/07/12 20:22:06

## Price

0.905 EUR

Difference ▲ 2.26% (0.02)

## General attributes

ISIN	CA98942X1024
Symbol	ZEN
Exchange	Berlin
Currency	EUR
Sector	Chemical / Pharmaceutical / Health
Security type	Stock
Market cap (m)	91 EUR
Benchmark	S&P/TSX 60 INDEX

## Market data

Bid (Bid size)	-
Ask (Ask size)	-
Open	0.89 EUR
High	0.91 EUR
Low	0.89 EUR
Close (prev. day)	0.885 EUR
VWAP	-
Volume (pcs)	0
Trading volume	0.00
Number of trades	15
Last size	0

## Performance and Risk

	6m	1y	3y
Perf (%)	-18.47%	-33.94%	-
Perf (abs.)	-0.21	-0.47	-
Beta	0.07	0.34	0.80
Volatility	43.99	51.38	-

5y



Information about previous performance does not guarantee future performance.  
Source: FactSet

## Price data

Ø price 5 days   Ø volume 5 days (pcs.)	0.906 EUR (0)
Ø price 30 days   Ø volume 30 days (pcs.)	0.977 EUR (0)
Ø price 100 days   Ø volume 100 days (pcs.)	1.046 EUR (0)
Ø price 250 days   Ø volume 250 days (pcs.)	1.131 EUR (0)
YTD High   date	1.440 EUR (2024/01/08)
YTD Low   date	0.870 EUR (2024/07/11)
52 Weeks High   date	1.520 EUR (2023/07/27)
52 Weeks Low   date	0.870 EUR (2024/07/11)

## Arbitrage views

Exchange <span style="font-size: small;">⊕</span>	Date	Time	Price	Trading volume (mio.)	Number of trades
Tradegate	2024/07/12	22:02	0.90 EUR	0.00	1
TSX Venture Exchange	2024/07/12	21:59	1.34 CAD	0.02	28
Stuttgart	2024/07/12	20:14	0.885 EUR	0.00	12
Nasdaq	2024/07/12	22:30	0.97 USD	0.01	80
Munich	2024/07/12	08:02	0.91 EUR	0.00	3

	12					
Frankfurt	2024/07/12	08:00	0.875 EUR	0.00		2
Duesseldorf	2024/07/12	19:32	0.875 EUR	0.00		6
Berlin	2024/07/12	20:22	0.905 EUR	0.00		15

## Company profile

### Company Logo



### Company Profile

-

### Contact Details

ZENTEK

--

----

Telefon: -

Fax: -

E-mail: -