

## AZELIS GROUP N.V.

ISIN: **BE0974400328** WKN: -

## Overview

2024/08/06 17:54:50

Price  
18.355 USDDifference  -1.95% (-0.37)

## General attributes

|                |                                    |
|----------------|------------------------------------|
| ISIN           | BE0974400328                       |
| Symbol         | AZE                                |
| Exchange       | FINRA other OTC Issues             |
| Currency       | USD                                |
| Sector         | Chemical / Pharmaceutical / Health |
| Security type  | Stock                              |
| Market cap (m) | 4,234 EUR                          |
| Benchmark      | BEL 20 INDEX                       |

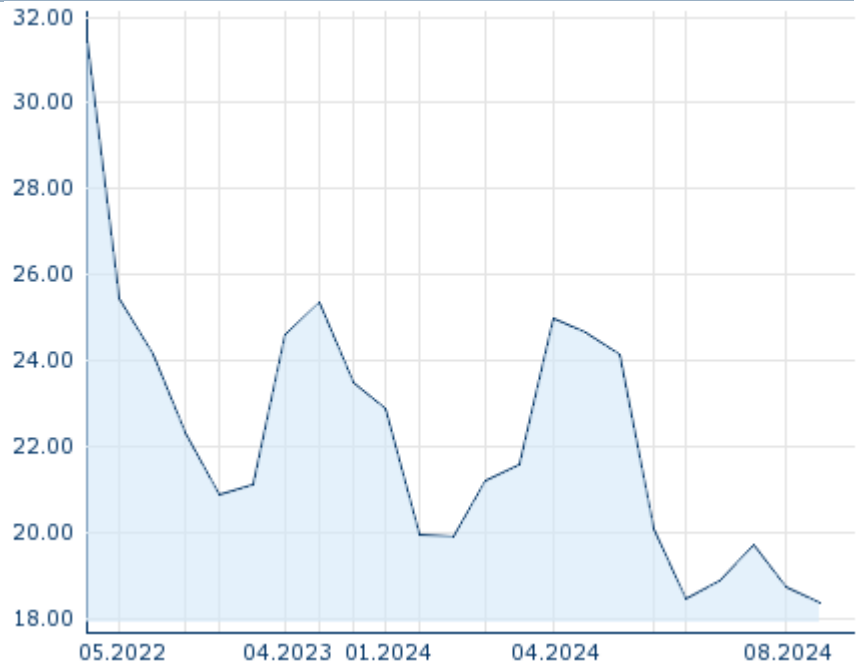
## Market data

|                   |            |
|-------------------|------------|
| Bid (Bid size)    | -          |
| Ask (Ask size)    | -          |
| Open              | 18.355 USD |
| High              | 18.355 USD |
| Low               | 18.355 USD |
| Close (prev. day) | 18.72 USD  |
| VWAP              | 18.80 USD  |
| Volume (pcs)      | 500        |
| Trading volume    | 9,177.50   |
| Number of trades  | 1          |
| Last size         | 500        |

## Futures and Options






|                 |   |
|-----------------|---|
| Related Futures | - |
| Related Options | - |

5y



Information about previous performance does not guarantee future performance.  
Source: FactSet

## Recent research

|            | on sector   | on market                     |   |
|------------|---|-------------------------------|---|
| Date       | Headline  |                               | Download  |
| 2024/08/16 |  | Equity Weekly                 |  |
| 2024/08/13 |  | Aktienempfehlungen Österreich |  |
| 2024/08/12 |  | Global Equity Ratings         |  |
| 2024/08/12 |  | Aktienempfehlungen Global     |  |
| 2024/08/09 |  | Equity Weekly                 |  |

## Details

2024/08/06 17:54:50

**Price**  
18.355 USD

**Difference**  -1.95% (-0.37)

## General attributes

|                |                                    |
|----------------|------------------------------------|
| ISIN           | BE0974400328                       |
| Symbol         | AZE                                |
| Exchange       | FINRA other OTC Issues             |
| Currency       | USD                                |
| Sector         | Chemical / Pharmaceutical / Health |
| Security type  | Stock                              |
| Market cap (m) | 4,234 EUR                          |
| Benchmark      | BEL 20 INDEX                       |

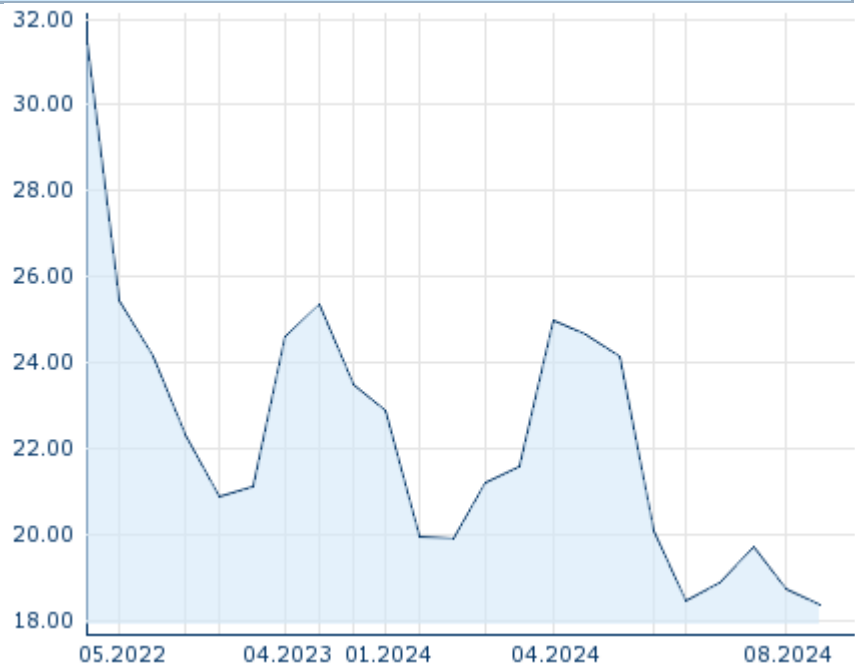
## Market data

|                   |            |
|-------------------|------------|
| Bid (Bid size)    | -          |
| Ask (Ask size)    | -          |
| Open              | 18.355 USD |
| High              | 18.355 USD |
| Low               | 18.355 USD |
| Close (prev. day) | 18.72 USD  |
| VWAP              | 18.80 USD  |
| Volume (pcs)      | 500        |
| Trading volume    | 9,177.50   |
| Number of trades  | 1          |
| Last size         | 500        |

## Performance and Risk

|             | 6m    | 1y    | 3y   |
|-------------|-------|-------|------|
| Perf (%)    | -     | -     | -    |
| Perf (abs.) | -     | -     | -    |
| Beta        | 0.70  | 0.84  | 1.10 |
| Volatility  | 64.43 | 58.84 | -    |

5y



Information about previous performance does not guarantee future performance.  
Source: FactSet

## Price data

|   |                         |
|---|-------------------------|
| Ø price 5 days   Ø volume 5 days (pcs.)     | - USD (-)               |
| Ø price 30 days   Ø volume 30 days (pcs.)   | 18.821 USD (258)        |
| Ø price 100 days   Ø volume 100 days (pcs.) | 20.952 USD (486)        |
| Ø price 250 days   Ø volume 250 days (pcs.) | 20.964 USD (350)        |
| YTD High   date                             | 25.000 USD (2024/04/17) |
| YTD Low   date                              | 18.355 USD (2024/08/06) |
| 52 Weeks High   date                        | 25.000 USD (2024/04/17) |
| 52 Weeks Low   date                         | 18.355 USD (2024/08/06) |

## Arbitrage views

| Exchange  | Date       | Time  | Price     | Trading volume (mio.) | Number of trades |
|--|------------|-------|-----------|-----------------------|------------------|
| Tradegate  | 2024/08/16 | 22:26 | 17.44 EUR | 0.00                  | 3                |
| Stuttgart  | 2024/08/16 | 15:27 | 17.31 EUR | 0.00                  | 11               |
| Munich   | 2024/08/16 | 08:09 | 17.46 EUR | 0.00                  | 2                |
| London Stock Exchange  | 2024/06/21 | 17:41 | 18.10 EUR | 0.97                  | 1                |
| Frankfurt  | 2024/08/16 | 17:20 | 17.29 EUR | 0.00                  | 6                |

|                        |            |       |            |      |  |     |
|------------------------|------------|-------|------------|------|--|-----|
|                        | 16         |       |            |      |  |     |
| FINRA other OTC Issues | 2024/08/06 | 17:54 | 18.355 USD | 0.01 |  | 1   |
| Euronext Brussels      | 2024/08/16 | 17:29 | 17.36 EUR  | 0.95 |  | 842 |
| Duesseldorf            | 2024/08/16 | 19:30 | 17.33 EUR  | 0.00 |  | 5   |
| Berlin                 | 2024/08/16 | 21:50 | 17.42 EUR  | 0.00 |  | 19  |

## Company profile

### Company Logo



### Company Profile

-

### Contact Details

AZELIS GROUP

--

----

Telefon: -

Fax: -

E-mail: -