

AZELIS GROUP N.V.

ISIN: **BE0974400328** WKN: -

Overview

2024/04/29 08:09:17

Price
22.68 EURDifference  -1.31% (-0.30)

General attributes

ISIN	BE0974400328
Symbol	AZE
Exchange	Munich
Currency	EUR
Sector	Chemical / Pharmaceutical / Health
Security type	Stock
Market cap (m)	5,542 EUR
Benchmark	BEL 20 INDEX

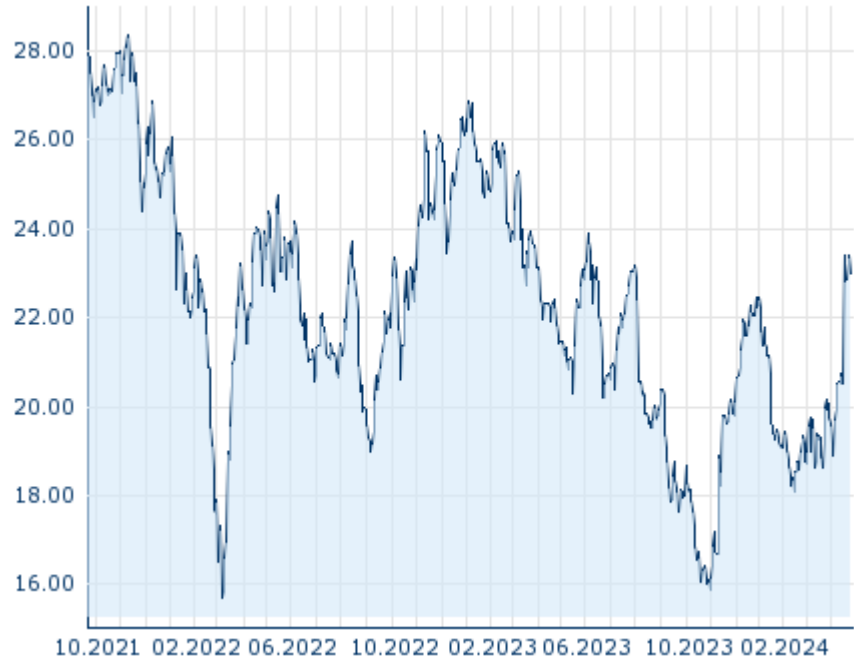
Market data

Bid (Bid size)	22.80 EUR (150)
Ask (Ask size)	22.88 EUR (500)
Open	22.68 EUR
High	22.68 EUR
Low	22.68 EUR
Close (prev. day)	22.98 EUR
VWAP	23.195 EUR
Volume (pcs)	0
Trading volume	0.00
Number of trades	1
Last size	0

Futures and Options


Related Futures	-
Related Options	-

5y



Information about previous performance does not guarantee future performance.
Source: FactSet

Recent research

on sector		on market		
Date		Headline		Download
2024/04/26		Global Equity Ratings		
2024/04/26		Aktienempfehlungen Global		
2024/04/15		Aktienempfehlungen Österreich		
2024/04/03		Global Equity Ratings		
2024/04/03		Aktienempfehlungen Global		

Details

2024/04/29 08:09:17

Price

22.68 EUR

Difference ▼ -1.31% (-0.30)

General attributes

ISIN	BE0974400328
Symbol	AZE
Exchange	Munich
Currency	EUR
Sector	Chemical / Pharmaceutical / Health
Security type	Stock
Market cap (m)	5,542 EUR
Benchmark	BEL 20 INDEX

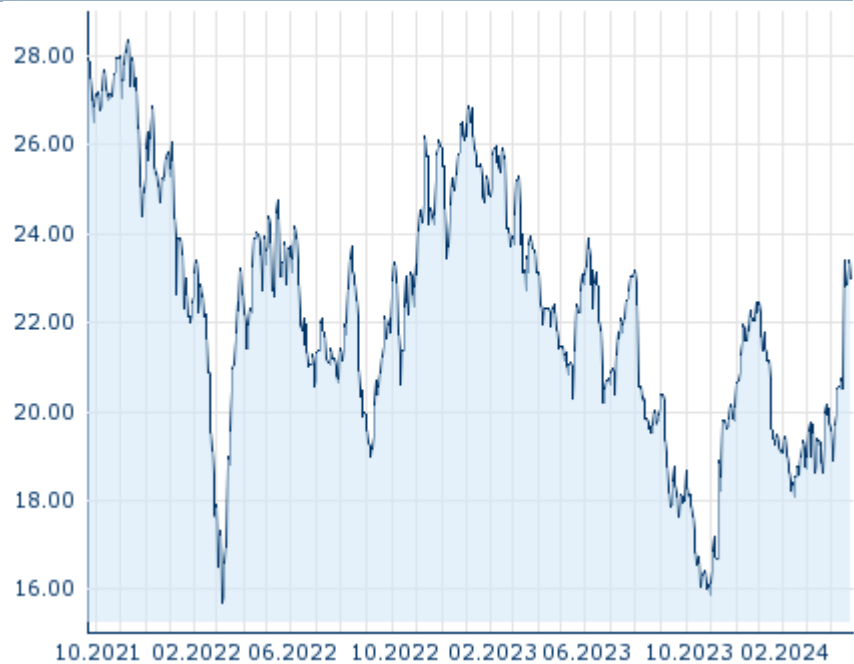
Market data

Bid (Bid size)	22.80 EUR (150)
Ask (Ask size)	22.88 EUR (500)
Open	22.68 EUR
High	22.68 EUR
Low	22.68 EUR
Close (prev. day)	22.98 EUR
VWAP	23.195 EUR
Volume (pcs)	0
Trading volume	0.00
Number of trades	1
Last size	0

Performance and Risk

	6m	1y	3y
Perf (%)	+42.47%	+5.03%	-
Perf (abs.)	+6.85	+1.10	-
Beta	1.06	0.93	1.21
Volatility	37.61	33.24	-

5y



Price data

Ø price 5 days Ø volume 5 days (pcs.)	23.09 EUR (0)
Ø price 30 days Ø volume 30 days (pcs.)	20.55 EUR (0)
Ø price 100 days Ø volume 100 days (pcs.)	20.26 EUR (0)
Ø price 250 days Ø volume 250 days (pcs.)	20.11 EUR (0)
YTD High date	23.42 EUR (2024/04/18)
YTD Low date	18.10 EUR (2024/02/14)
52 Weeks High date	23.90 EUR (2023/06/05)
52 Weeks Low date	15.88 EUR (2023/10/31)

Arbitrage views

Exchange <input type="checkbox"/>	Date	Time	Price	Trading volume (mio.)	Number of trades
Tradegate	2024/04/29	09:08	22.88 EUR	0.01	3
Stuttgart	2024/04/29	09:25	22.78 EUR	0.00	2
Munich	2024/04/29	08:09	22.68 EUR	0.00	1
London Stock Exchange	2024/04/24	17:10	23.004 EUR	0.55	2
Frankfurt	2024/04/29	09:10	22.76 EUR	0.00	2

	29					
FINRA other OTC Issues	2024/04/19	17:12	24.14 USD	0.25		3
Euronext Brussels	2024/04/29	09:58	22.82 EUR	0.13		79
Duesseldorf	2024/04/29	09:10	22.72 EUR	0.00		2
Berlin	2024/04/29	09:51	22.80 EUR	0.00		3

Company profile

Company Logo



Company Profile

-

Contact Details

AZELIS GROUP

--

Telefon: -

Fax: -

E-mail: -