

AZELIS GROUP N.V.

ISIN: **BE0974400328** WKN: -

Overview

2024/04/26 08:11:40

Price
22.98 EURDifference  0.00% (0.00)

General attributes

ISIN	BE0974400328
Symbol	AZE
Exchange	Munich
Currency	EUR
Sector	Chemical / Pharmaceutical / Health
Security type	Stock
Market cap (m)	5,542 EUR
Benchmark	BEL 20 INDEX

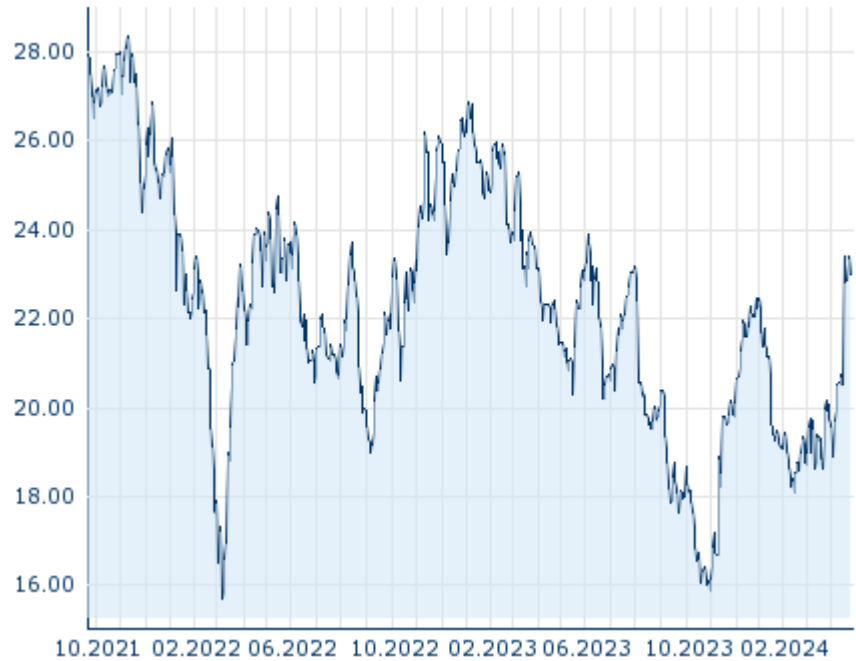
Market data

Bid (Bid size)	-
Ask (Ask size)	-
Open	22.98 EUR
High	22.98 EUR
Low	22.98 EUR
Close (prev. day)	22.98 EUR
VWAP	23.195 EUR
Volume (pcs)	0
Trading volume	0.00
Number of trades	1
Last size	0

Futures and Options











Related Futures	-
Related Options	-

5y



Information about previous performance does not guarantee future performance.
Source: FactSet

Recent research

on sector		on market	
Date		Headline	Download
2024/04/26		Global Equity Ratings	
2024/04/26		Aktienempfehlungen Global	
2024/04/15		Aktienempfehlungen Österreich	
2024/04/03		Global Equity Ratings	
2024/04/03		Aktienempfehlungen Global	

Details

2024/04/26 08:11:40

Price

22.98 EUR

Difference ➔ 0.00% (0.00)

General attributes

ISIN	BE0974400328
Symbol	AZE
Exchange	Munich
Currency	EUR
Sector	Chemical / Pharmaceutical / Health
Security type	Stock
Market cap (m)	5,542 EUR
Benchmark	BEL 20 INDEX

Market data

Bid (Bid size)	-
Ask (Ask size)	-
Open	22.98 EUR
High	22.98 EUR
Low	22.98 EUR
Close (prev. day)	22.98 EUR
VWAP	23.195 EUR
Volume (pcs)	0
Trading volume	0.00
Number of trades	1
Last size	0

Performance and Risk

	6m	1y	3y
Perf (%)	+42.47%	+5.03%	-
Perf (abs.)	+6.85	+1.10	-
Beta	1.06	0.93	1.21
Volatility	37.61	33.24	-

5y



Information about previous performance does not guarantee future performance.
Source: FactSet

Price data

Ø price 5 days Ø volume 5 days (pcs.)	23.09 EUR (0)
Ø price 30 days Ø volume 30 days (pcs.)	20.55 EUR (0)
Ø price 100 days Ø volume 100 days (pcs.)	20.26 EUR (0)
Ø price 250 days Ø volume 250 days (pcs.)	20.11 EUR (0)
YTD High date	23.42 EUR (2024/04/18)
YTD Low date	18.10 EUR (2024/02/14)
52 Weeks High date	23.90 EUR (2023/06/05)
52 Weeks Low date	15.88 EUR (2023/10/31)

Arbitrage views

Exchange ⊕	Date	Time	Price	Trading volume (mio.)	Number of trades
Tradegate	2024/04/26	22:26	22.74 EUR	0.01	1
Stuttgart	2024/04/26	08:03	22.88 EUR	0.00	3
Munich	2024/04/26	08:11	22.98 EUR	0.00	1
London Stock Exchange	2024/04/24	17:10	23.004 EUR	0.55	2
Frankfurt	2024/04/26	17:20	22.62 EUR	0.00	5

	26					
FINRA other OTC Issues	2024/04/19	17:12	24.14 USD	0.25		3
Euronext Brussels	2024/04/26	17:35	22.72 EUR	5.26		1,230
Duesseldorf	2024/04/26	19:30	22.50 EUR	0.00		3
Berlin	2024/04/26	21:50	22.74 EUR	0.00		18

Company profile

Company Logo



Company Profile

-

Contact Details

AZELIS GROUP

--

Telefon: -

Fax: -

E-mail: -