

TOROMONT INDUSTRIES LTD.

ISIN: CA8911021050 WKN: 891102105

Overview

2024/08/09 22:00:00

Price
122.42 CADDifference  -1.17% (-1.45)

General attributes

ISIN	CA8911021050
Symbol	TIH
Exchange	Toronto Stock Exchange
Currency	CAD
Sector	Commerce
Security type	Stock
Market cap (m)	6,690 EUR
Benchmark	S&P/TSX 60 INDEX

Market data

Bid (Bid size)	122.07 CAD (100)
Ask (Ask size)	122.90 CAD (100)
Open	123.62 CAD
High	123.62 CAD
Low	121.92 CAD
Close (prev. day)	123.87 CAD
VWAP	122.580786 CAD
Volume (pcs)	80,031
Trading volume	9,810,262.87
Number of trades	714
Last size	100

Futures and Options











Related Futures	-
Related Options	-

5y



Information about previous performance does not guarantee future performance.
Source: FactSet

Recent research

on sector			
Date		Headline	Download
2024/07/24		Global Equity Ratings	
2024/07/24		Aktienempfehlungen Global	
2024/07/15		Aktienempfehlungen Global	
2024/07/12		Global Equity Ratings	
2024/06/21		Equity Weekly	

Details

2024/08/09 22:00:00

Price

122.42 CAD

Difference ▼ -1.17% (-1.45)

General attributes

ISIN	CA8911021050
Symbol	TIH
Exchange	Toronto Stock Exchange
Currency	CAD
Sector	Commerce
Security type	Stock
Market cap (m)	6,690 EUR
Benchmark	S&P/TSX 60 INDEX

Market data

Bid (Bid size)	122.07 CAD (100)
Ask (Ask size)	122.90 CAD (100)
Open	123.62 CAD
High	123.62 CAD
Low	121.92 CAD
Close (prev. day)	123.87 CAD
VWAP	122.580786 CAD
Volume (pcs)	80,031
Trading volume	9,810,262.87
Number of trades	714
Last size	100

Performance and Risk

	6m	1y	3y
Perf (%)	+2.49%	+6.45%	+15.72%
Perf (abs.)	+2.97	+7.42	+16.63
Beta	0.78	0.73	0.86
Volatility	16.96	16.80	20.93

5y



Information about previous performance does not guarantee future performance.
Source: FactSet

Price data

Ø price 5 days Ø volume 5 days (pcs.)	123.77 CAD (110,808)
Ø price 30 days Ø volume 30 days (pcs.)	124.10 CAD (90,182)
Ø price 100 days Ø volume 100 days (pcs.)	124.62 CAD (112,829)
Ø price 250 days Ø volume 250 days (pcs.)	118.56 CAD (101,660)
YTD High date	135.53 CAD (2024/04/10)
YTD Low date	112.30 CAD (2024/01/03)
52 Weeks High date	135.53 CAD (2024/04/10)
52 Weeks Low date	100.81 CAD (2023/10/31)

All listings for TOROMONT INDUSTRIES LTD.

Exchange	Date	Time	Price	Trading volume (mio.)	Number of trades
Toronto Stock Exchange	2024/08/09	22:00	122.42 CAD	9.81	714
Stuttgart	2024/08/09	16:27	81.50 EUR	0.00	7
Frankfurt	2024/08/09	08:00	82.00 EUR	0.00	2
FINRA other OTC Issues	2024/08/06	21:50	91.14 USD	0.04	2
Duesseldorf	2024/08/09	19:32	80.50 EUR	0.00	6

Company profile

Company Logo



Contact Details

TOROMONT INDUSTRIES LTD.

--

3131 Highway 7 West P.O. Box 5511 L4K
1B7 Concord, ON

Telefon: +1 416 667 5511

Fax: +1 416 667 5555

E-mail: -

Company Profile

-

Members of Management Board

Scott Medhurst Chairman of Managing Board

Jennifer J. Cochrane Member of Executive Committee

Lynn M. Korbak Member of Executive Committee

Michael McMillan Member of Executive Committee

Michael P. Cuddy Member of Executive Committee

Board of directors

Richard Roy Chairman of Supervisory Board

Benjamin Cherniavsky Member of Supervisory Board

Cathryn Cranston Member of Supervisory Board

Frederick Mifflin Member of Supervisory Board

Jeffrey Chisholm Member of Supervisory Board

Katherine Rethy Member of Supervisory Board

Peter Blake Member of Supervisory Board

Sharon Hodgson Member of Supervisory Board