

AZELIS GROUP N.V.

ISIN: **BE0974400328** WKN: -

Overview

2024/08/21 17:20:01

Price
18.39 EURDifference  0.77% (0.14)

General attributes

ISIN	BE0974400328
Symbol	AZE
Exchange	Frankfurt
Currency	EUR
Sector	Chemical / Pharmaceutical / Health
Security type	Stock
Market cap (m)	4,500 EUR
Benchmark	BEL 20 INDEX

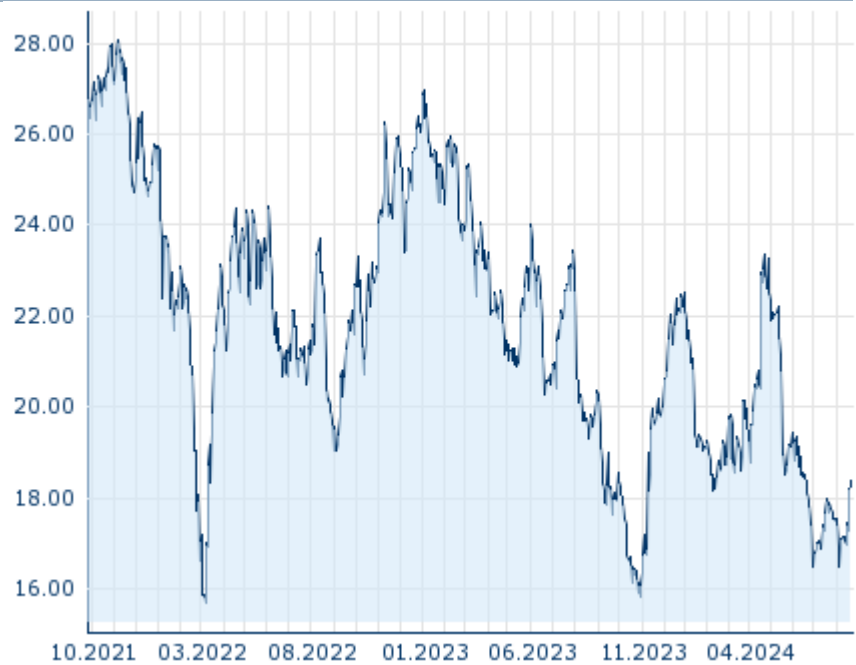
Market data

Bid (Bid size)	-
Ask (Ask size)	-
Open	18.29 EUR
High	18.39 EUR
Low	18.28 EUR
Close (prev. day)	18.25 EUR
VWAP	18.46 EUR
Volume (pcs)	0
Trading volume	0.00
Number of trades	7
Last size	0

Futures and Options





Related Futures	-
Related Options	-

5y



Information about previous performance does not guarantee future performance.
Source: FactSet

Recent research

on sector		on market	
Date		Headline	Download
2024/08/16		Equity Weekly	
2024/08/13		Aktienempfehlungen Österreich	
2024/08/12		Global Equity Ratings	
2024/08/12		Aktienempfehlungen Global	
2024/08/09		Equity Weekly	

Details

2024/08/21 17:20:01

Price

18.39 EUR

 Difference ▲ 0.77% (0.14)

General attributes

ISIN	BE0974400328
Symbol	AZE
Exchange	Frankfurt
Currency	EUR
Sector	Chemical / Pharmaceutical / Health
Security type	Stock
Market cap (m)	4,500 EUR
Benchmark	BEL 20 INDEX

Market data

Bid (Bid size)	-
Ask (Ask size)	-
Open	18.29 EUR
High	18.39 EUR
Low	18.28 EUR
Close (prev. day)	18.25 EUR
VWAP	18.46 EUR
Volume (pcs)	0
Trading volume	0.00
Number of trades	7
Last size	0

Performance and Risk

	6m	1y	3y
Perf (%)	-1.39%	-4.81%	-
Perf (abs.)	-0.26	-0.93	-
Beta	0.72	0.85	1.10
Volatility	36.16	33.88	-

5y



Information about previous performance does not guarantee future performance.
Source: FactSet

Price data

Ø price 5 days Ø volume 5 days (pcs.)	17.91 EUR (0)
Ø price 30 days Ø volume 30 days (pcs.)	17.48 EUR (0)
Ø price 100 days Ø volume 100 days (pcs.)	19.04 EUR (170)
Ø price 250 days Ø volume 250 days (pcs.)	19.11 EUR (109)
YTD High date	23.38 EUR (2024/04/18)
YTD Low date	16.24 EUR (2024/08/05)
52 Weeks High date	23.38 EUR (2024/04/18)
52 Weeks Low date	15.72 EUR (2023/10/26)

Arbitrage views

Exchange ⊕	Date	Time	Price	Trading volume (mio.)	Number of trades
Tradegate	2024/08/21	22:26	18.46 EUR	0.01	19
Stuttgart	2024/08/21	16:21	18.39 EUR	0.00	7
Munich	2024/08/21	08:43	18.38 EUR	0.00	1
London Stock Exchange	2024/06/21	17:41	18.10 EUR	0.97	1
Frankfurt	2024/08/21	17:20	18.39 EUR	0.00	7

	21					
FINRA other OTC Issues	2024/08/06	17:54	18.355 USD	0.01		1
Euronext Brussels	2024/08/21	17:28	18.45 EUR	0.86		596
Duesseldorf	2024/08/21	19:30	18.34 EUR	0.00		5
Berlin	2024/08/21	21:50	18.44 EUR	0.00		19

Company profile

Company Logo



Company Profile

-

Contact Details

AZELIS GROUP

--

Telefon: -

Fax: -

E-mail: -