

BEIJER REF AB SER. B

ISIN: SE0015949748 WKN: 4814070

Overview

2024/07/26 08:01:07

Price
14.085 EURDifference  -4.96% (-0.74)

General attributes

ISIN	SE0015949748
Symbol	BEIJ B
Exchange	Hanover
Currency	EUR
Sector	Consumer Products
Security type	Stock
Market cap (m)	6,963 EUR
Benchmark	OMX STOCKHOLM 30 INDEX

Market data

Bid (Bid size)	-
Ask (Ask size)	-
Open	14.085 EUR
High	14.085 EUR
Low	14.085 EUR
Close (prev. day)	14.82 EUR
VWAP	-
Volume (pcs)	0
Trading volume	0.00
Number of trades	3
Last size	0








Futures and Options

Related Futures	-
Related Options	-



Information about previous performance does not guarantee future performance.
Source: FactSet

Recent research

on sector			
Date		Headline	Download
2024/07/26		Equity Weekly	
2024/07/24		Global Equity Ratings	
2024/07/24		Aktienempfehlungen Global	
2024/07/15		Aktienempfehlungen Global	
2024/07/12		Equity Weekly	

Details

2024/07/26 08:01:07

Price

14.085 EUR

Difference ▼ -4.96% (-0.74)

General attributes

ISIN	SE0015949748
Symbol	BEIJ B
Exchange	Hanover
Currency	EUR
Sector	Consumer Products
Security type	Stock
Market cap (m)	6,963 EUR
Benchmark	OMX STOCKHOLM 30 INDEX

Market data

Bid (Bid size)	-
Ask (Ask size)	-
Open	14.085 EUR
High	14.085 EUR
Low	14.085 EUR
Close (prev. day)	14.82 EUR
VWAP	-
Volume (pcs)	0
Trading volume	0.00
Number of trades	3
Last size	0

Performance and Risk

	6m	1y	3y
Perf (%)	+29.94%	+17.57%	-
Perf (abs.)	+3.25	+2.11	-
Beta	1.66	1.72	1.54
Volatility	43.16	45.18	-



Information about previous performance does not guarantee future performance.
Source: FactSet

Price data

Ø price 5 days Ø volume 5 days (pcs.)	14.632 EUR (0)
Ø price 30 days Ø volume 30 days (pcs.)	14.766 EUR (0)
Ø price 100 days Ø volume 100 days (pcs.)	13.668 EUR (0)
Ø price 250 days Ø volume 250 days (pcs.)	11.824 EUR (0)
YTD High date	16.265 EUR (2024/07/15)
YTD Low date	10.400 EUR (2024/01/18)
52 Weeks High date	16.265 EUR (2024/07/15)
52 Weeks Low date	8.305 EUR (2023/10/26)

Arbitrage views

Exchange	Date	Time	Price	Trading volume (mio.)	Number of trades
Stuttgart	2024/07/26	13:56	14.315 EUR	0.00	9
Nasdaq Stockholm	2024/07/26	18:00	170.00 SEK	105.22	2,723
Munich	2024/07/26	08:19	14.59 EUR	0.00	2
London Stock Exchange European Trade Reporting	2024/07/26	17:25	133.70 SEK	0.00	1
Hanover	2024/07/26	08:01	14.085 EUR	0.00	3

	07/26					
Frankfurt	2024/ 07/26	08:10	14.085	EUR	0.00	2
Duesseldorf	2024/ 07/26	19:32	14.205	EUR	0.00	7
Berlin	2024/ 07/26	21:43	14.455	EUR	0.00	17

Company profile

Company Logo

BEIJER REF

Company Profile

-

Contact Details

BEIJER REF

--

Telefon: -

Fax: -

E-mail: -