


PAYCOM SOFTWARE INC.

ISIN: US70432V1026 WKN: 70432V102

Overview

2024/05/08 08:01:05		
Price	163.50 EUR	
Difference		1.24% (2.00)

General attributes	
ISIN	US70432V1026
Symbol	PAYC
Exchange	Hanover
Currency	EUR
Sector	Software
Security type	Stock
Market cap (m)	9,316 EUR
Benchmark	S&P 500








Market data	
Bid (Bid size)	-
Ask (Ask size)	-
Open	163.50 EUR
High	163.50 EUR
Low	163.50 EUR
Close (prev. day)	161.50 EUR
VWAP	-
Volume (pcs)	0
Trading volume	0.00
Number of trades	3
Last size	0

Futures and Options	
Related Futures	-
Related Options	-




Information about previous performance does not guarantee future performance.
Source: FactSet

Recent research

on sector		on market	
Date		Headline	Download
2024/05/03		Equity Weekly	
2024/04/29		Aktienempfehlungen Österreich	
2024/04/26		Equity Weekly	
2024/04/26		Global Equity Ratings	
2024/04/26		Aktienempfehlungen Global	

Details

2024/05/08 08:01:05		
Price	163.50 EUR	
Difference		1.24% (2.00)

General attributes	
ISIN	US70432V1026
Symbol	PAYC
Exchange	Hanover
Currency	EUR
Sector	Software
Security type	Stock
Market cap (m)	9,316 EUR
Benchmark	S&P 500

Market data	
Bid (Bid size)	-
Ask (Ask size)	-
Open	163.50 EUR
High	163.50 EUR
Low	163.50 EUR
Close (prev. day)	161.50 EUR
VWAP	-
Volume (pcs)	0
Trading volume	0.00
Number of trades	3
Last size	0

Performance and Risk			
	6m	1y	3y
Perf (%)	+4.74%	-33.43%	-
Perf (abs.)	+7.40	-82.10	-
Beta	1.31	1.31	1.56
Volatility	34.44	54.35	-



Information about previous performance does not guarantee future performance.
Source: FactSet

Price data	
Ø price 5 days Ø volume 5 days (pcs.)	159.22 EUR (0)
Ø price 30 days Ø volume 30 days (pcs.)	176.17 EUR (3)
Ø price 100 days Ø volume 100 days (pcs.)	176.36 EUR (4)
Ø price 250 days Ø volume 250 days (pcs.)	220.53 EUR (2)
YTD High date	190.65 EUR (2024/04/10)
YTD Low date	155.55 EUR (2024/05/03)
52 Weeks High date	333.70 EUR (2023/08/01)
52 Weeks Low date	141.15 EUR (2023/11/02)

Arbitrage views					
Exchange 	Date	Time	Price	Trading volume (mio.)	Number of trades
Tradegate	2024/05/08	22:26	160.35 EUR	0.01	4
Stuttgart	2024/05/08	08:08	163.55 EUR	0.00	3
NYSE	2024/05/08	22:00	172.28 USD	86.72	15,889
Munich	2024/05/08	08:05	163.55 EUR	0.00	2
London Stock	2024/04/	15:32	183.67 USD	0.04	1

Exchange	22					
Hanover	2024/05/08	08:01	163.50	EUR	0.00	3
Frankfurt	2024/05/08	21:55	160.15	EUR	0.01	2
Duesseldorf	2024/05/08	19:30	159.65	EUR	0.00	6
Berlin	2024/05/08	08:06	163.50	EUR	0.00	2

Company profile

Company Logo



Contact Details

PAYCOM SOFTWARE INC.

- -

7501 West Memorial Road - 73142
Oklahoma City

Telefon: +1-405-722-6900

Fax: +

E-mail: -

Company Profile

-

Members of Management Board

Felicia Williams Member of Board of Directors

Frederick Peters Member of Board of Directors

Henry Duques Member of Board of Directors

J. Watts Member of Board of Directors

Robert Levenson Member of Board of Directors

Sharen Turney Member of Board of Directors

Chad Richison Chairman of Managing Board

Chris Thomas Chairman of Managing Board

Brad Smith Member of Executive Committee

Craig E. Boelte Member of Executive Committee

Holly Faurot Member of Executive Committee

Jason Clark Member of Executive Committee