

WSP GLOBAL INC.

ISIN: CA92938W2022 WKN: -

Overview

2024/07/12 08:00:54

Price

146.00 EUR

Difference  0.00% (0.00)

General attributes

ISIN CA92938W2022

Symbol WSP

Exchange Hanover

Currency EUR

Sector Chemical / Pharmaceutical / Health

Security type Stock

Market cap (m) 18,521 EUR

Benchmark S&P/TSX 60 INDEX

Market data

Bid (Bid size) -

Ask (Ask size) -

Open 146.00 EUR

High 146.00 EUR

Low 146.00 EUR

Close (prev. day) 146.00 EUR

VWAP -

Volume (pcs) 0

Trading volume 0.00

Number of trades 1

Last size 0

Futures and Options

Related Futures -

Related Options -









5y



Information about previous performance does not guarantee future performance.
Source: FactSet

Recent research

on sector

Date		Headline	Download
2024/07/12		Global Equity Ratings	
2024/07/12		Aktienempfehlungen Global	
2024/07/09		Aktienempfehlungen Österreich	
2024/06/24		Aktienempfehlungen Österreich	
2024/06/21		Global Equity Ratings	

Details

2024/07/12 08:00:54

Price

146.00 EUR

 Difference ➔ 0.00% (0.00)

General attributes

ISIN	CA92938W2022
Symbol	WSP
Exchange	Hanover
Currency	EUR
Sector	Chemical / Pharmaceutical / Health
Security type	Stock
Market cap (m)	18,521 EUR
Benchmark	S&P/TSX 60 INDEX

Market data

Bid (Bid size)	-
Ask (Ask size)	-
Open	146.00 EUR
High	146.00 EUR
Low	146.00 EUR
Close (prev. day)	146.00 EUR
VWAP	-
Volume (pcs)	0
Trading volume	0.00
Number of trades	1
Last size	0

Performance and Risk

	6m	1y	3y
Perf (%)	+14.96%	+25.86%	-
Perf (abs.)	+19.00	+30.00	-
Beta	1.05	0.95	0.93
Volatility	20.49	19.89	-

5y



Information about previous performance does not guarantee future performance.
Source: FactSet

Price data

Ø price 5 days Ø volume 5 days (pcs.)	145.20 EUR (0)
Ø price 30 days Ø volume 30 days (pcs.)	141.50 EUR (0)
Ø price 100 days Ø volume 100 days (pcs.)	144.19 EUR (0)
Ø price 250 days Ø volume 250 days (pcs.)	134.61 EUR (0)
YTD High date	155.00 EUR (2024/03/28)
YTD Low date	124.00 EUR (2024/01/03)
52 Weeks High date	155.00 EUR (2024/03/28)
52 Weeks Low date	116.00 EUR (2023/07/13)

Arbitrage views

Exchange ⊕	Date	Time	Price	Trading volume (mio.)	Number of trades
Toronto Stock Exchange	2024/07/12	22:00	220.77 CAD	34.80	1,134
Munich	2024/07/12	08:02	149.00 EUR	0.00	1
Hanover	2024/07/12	08:00	146.00 EUR	0.00	1
Frankfurt	2024/07/12	11:29	146.00 EUR	0.00	2
FINRA other OTC	2024/07/12	19:59	162.5101 USD	0.90	2

Issues	12					
Duesseldorf	2024/07/ 12	19:31	147.00 EUR	0.00		6

Company profile

Company Logo



Contact Details

WSP GLOBAL INC.

--

4th Floor, Cote-des-Neiges Road 5858 H3S
1Z1 Montreal, QC

Telefon: +1 514 340 0046

Fax: +1 514 340 1337

E-mail: invrel@genivar.com

Company Profile

-

Members of Management Board

Alexandre L'Heureux	Chairman of Managing Board
Alain Michaud	Member of Executive Committee

Board of directors

Christopher Cole	Chairman of Supervisory Board
Birgit Wøidemann Nørgaard	Member of Supervisory Board
Claude Tessier	Member of Supervisory Board
Linda Smith-Galipeau	Member of Supervisory Board
Louis-Philippe Carrière	Member of Supervisory Board
Macky Tall	Member of Supervisory Board
Paul Raymond	Member of Supervisory Board
Pierre Shoiry	Member of Supervisory Board
Suzanne Rancourt	Member of Supervisory Board