

## COLRUYT GROUP N.V.

ISIN: **BE0974256852** WKN: **971269**

## Overview

2024/05/07 08:51:40

Price  
42.28 EURDifference  -1.95% (-0.84)

## General attributes

ISIN	BE0974256852
Symbol	COLR
Exchange	Hanover
Currency	EUR
Sector	Commerce
Security type	Stock
Market cap (m)	5,024 EUR
Benchmark	BEL 20 INDEX

## Market data

Bid (Bid size)	-
Ask (Ask size)	-
Open	42.28 EUR
High	42.28 EUR
Low	42.28 EUR
Close (prev. day)	43.12 EUR
VWAP	-
Volume (pcs)	0
Trading volume	0.00
Number of trades	3
Last size	0

## Futures and Options









Related Futures	49
Related Options	-

5y



Information about previous performance does not guarantee future performance.  
Source: FactSet

## Recent research

on sector		on market	
Date		Headline	Download
2024/04/26		Global Equity Ratings	
2024/04/26		Aktienempfehlungen Global	
2024/04/03		Global Equity Ratings	
2024/04/03		Aktienempfehlungen Global	
2024/03/13		Global Equity Ratings	

## Details

2024/05/07 08:51:40

## Price

42.28 EUR

Difference ▼ -1.95% (-0.84)

## General attributes

ISIN	BE0974256852
Symbol	COLR
Exchange	Hanover
Currency	EUR
Sector	Commerce
Security type	Stock
Market cap (m)	5,024 EUR
Benchmark	BEL 20 INDEX

## Market data

Bid (Bid size)	-
Ask (Ask size)	-
Open	42.28 EUR
High	42.28 EUR
Low	42.28 EUR
Close (prev. day)	43.12 EUR
VWAP	-
Volume (pcs)	0
Trading volume	0.00
Number of trades	3
Last size	0

## Performance and Risk

	6m	1y	3y
Perf (%)	+8.80%	+42.12%	-
Perf (abs.)	+3.42	+12.53	-
Beta	0.02	0.13	0.44
Volatility	23.70	22.88	-

5y



Information about previous performance does not guarantee future performance.  
Source: FactSet

## Price data

Ø price 5 days   Ø volume 5 days (pcs.)	43.17 EUR (0)
Ø price 30 days   Ø volume 30 days (pcs.)	41.89 EUR (0)
Ø price 100 days   Ø volume 100 days (pcs.)	41.56 EUR (0)
Ø price 250 days   Ø volume 250 days (pcs.)	38.25 EUR (0)
YTD High   date	44.55 EUR (2024/03/01)
YTD Low   date	38.69 EUR (2024/02/14)
52 Weeks High   date	44.55 EUR (2024/03/01)
52 Weeks Low   date	29.76 EUR (2023/05/08)

## Arbitrage views

Exchange	Date	Time	Price	Trading volume (mio.)	Number of trades
Vienna Stock Exchange	2024/05/07	09:05	42.58 EUR	0.00	3
Tradegate	2024/05/07	22:26	42.02 EUR	0.01	7
Stuttgart	2024/05/07	08:07	42.46 EUR	0.00	3
London Stock Exchange European Trade Reporting	2024/05/07	17:30	42.25 EUR	0.00	2
Hanover	2024/05/07	08:51	42.28 EUR	0.00	3

	05/07						
Frankfurt	2024/ 05/07	08:01	42.24	EUR	0.00		2
FINRA other OTC Issues	2024/ 04/03	17:31	44.70	USD	0.00		1
Euronext Brussels	2024/ 05/07	17:35	42.06	EUR	3.71		1,199
Duesseldorf	2024/ 05/07	08:10	42.34	EUR	0.00		3
Berlin	2024/ 05/07	08:06	42.24	EUR	0.00		2

## Company profile

### Company Logo



### Contact Details

COLRUYT GROUP NV

--

Edingensesteenweg 196 - 1500 Halle

Telefon: +32-2-363-55-45

Fax: +

E-mail: [contact@colruytgroup.com](mailto:contact@colruytgroup.com)

### Company Profile

-

#### Members of Management Board

Jef Colruyt	Chairman of Managing Board
Bart De Schutter	Member of Executive Committee
Christophe Dehandschutter	Member of Executive Committee
Jo Willemyns	Member of Executive Committee
Johan Vermeire	Member of Executive Committee
Koen Baetens	Member of Executive Committee
Liesbeth Sabbe	Member of Executive Committee
Peter Vanbellingen	Member of Executive Committee
Stefaan Vandamme	Member of Executive Committee
Stefan Goethaert	Member of Executive Committee

#### Board of directors

Jef Colruyt	Chairman of Supervisory Board
Dirk JS Van den Berghen	Member of Supervisory Board
Anton Dries Colpaert	Member of Supervisory Board
Astrid de Lathauwer	Member of Supervisory Board
Chantal de Vrieze	Member of Supervisory Board
Frans Colruyt	Member of Supervisory Board
Hilde Cerstelotte	Member of Supervisory Board
Rika Coppens	Member of Supervisory Board
Wim Colruyt	Member of Supervisory Board