

## WALLENSTAM AB SER. B

ISIN: SE0017780133 WKN: 4936532

## Overview

2024/07/26 08:01:08

Price

4.572 EUR

Difference  -0.09% (-0.00)

## General attributes

ISIN	SE0017780133
Symbol	WALL B
Exchange	Hanover
Currency	EUR
Sector	Other
Security type	Stock
Market cap (m)	2,750 EUR
Benchmark	OMX STOCKHOLM 30 INDEX

## Market data

Bid (Bid size)	-
Ask (Ask size)	-
Open	4.572 EUR
High	4.572 EUR
Low	4.572 EUR
Close (prev. day)	4.576 EUR
VWAP	-
Volume (pcs)	0
Trading volume	0.00
Number of trades	3
Last size	0

## Futures and Options

Related Futures	-
Related Options	-






5y



Information about previous performance does not guarantee future performance.

Source: FactSet

## Recent research

on sector			
Date		Headline	Download
2024/07/26		Equity Weekly	
2024/07/24		Global Equity Ratings	
2024/07/24		Aktienempfehlungen Global	
2024/07/15		Aktienempfehlungen Global	
2024/07/12		Global Equity Ratings	

## Details

2024/07/26 08:01:08

## Price

4.572 EUR

Difference ▼ -0.09% (-0.00)

## General attributes

ISIN	SE0017780133
Symbol	WALL B
Exchange	Hanover
Currency	EUR
Sector	Other
Security type	Stock
Market cap (m)	2,750 EUR
Benchmark	OMX STOCKHOLM 30 INDEX

## Market data

Bid (Bid size)	-
Ask (Ask size)	-
Open	4.572 EUR
High	4.572 EUR
Low	4.572 EUR
Close (prev. day)	4.576 EUR
VWAP	-
Volume (pcs)	0
Trading volume	0.00
Number of trades	3
Last size	0

## Performance and Risk

	6m	1y	3y
Perf (%)	+5.39%	+29.81%	-
Perf (abs.)	+0.23	+1.05	-
Beta	0.66	1.23	1.16
Volatility	31.34	37.04	-

5y



Information about previous performance does not guarantee future performance.  
Source: FactSet

## Price data

Ø price 5 days   Ø volume 5 days (pcs.)	4.634 EUR (0)
Ø price 30 days   Ø volume 30 days (pcs.)	4.522 EUR (0)
Ø price 100 days   Ø volume 100 days (pcs.)	4.319 EUR (2)
Ø price 250 days   Ø volume 250 days (pcs.)	3.972 EUR (1)
YTD High   date	4.916 EUR (2024/07/12)
YTD Low   date	3.800 EUR (2024/04/18)
52 Weeks High   date	4.916 EUR (2024/07/12)
52 Weeks Low   date	2.958 EUR (2023/09/28)

## Arbitrage views

Exchange <span>⊕</span>	Date	Time	Price	Trading volume (mio.)	Number of trades
Stuttgart	2024/07/26	13:56	4.662 EUR	0.00	9
Nasdaq Stockholm	2024/07/26	18:00	54.65 SEK	8.30	715
Munich	2024/07/26	08:19	4.72 EUR	0.00	1
London Stock Exchange European Trade Reporting	2024/04/30	13:01	49.32 SEK	0.21	1
Hanover	2024/	08:01	4.572 EUR	0.00	3

	07/26					
Frankfurt	2024/ 07/26	08:24	4.572 EUR	0.00		2
Duesseldorf	2024/ 07/26	19:32	4.57 EUR	0.00		7

## Company profile

### Company Logo



### Company Profile

-

### Contact Details

WALLENSTAM

--

Kungsportsavenyen 2 401 84 Goteborg

Telefon: +46 31-20 00 00

Fax: +46 31-10 02 00

E-mail: -