

## WALLENSTAM AB SER. B

ISIN: SE0017780133 WKN: 4936532

## Overview

2024/04/25 08:01:02

Price  
3.85 EURDifference  -5.54% (-0.23)

## General attributes

ISIN	SE0017780133
Symbol	WALL B
Exchange	Hanover
Currency	EUR
Sector	Other
Security type	Stock
Market cap (m)	2,338 EUR
Benchmark	OMX STOCKHOLM 30 INDEX

## Market data

Bid (Bid size)	3.86 EUR (300)
Ask (Ask size)	4.016 EUR (300)
Open	3.85 EUR
High	3.85 EUR
Low	3.85 EUR
Close (prev. day)	4.076 EUR
VWAP	-
Volume (pcs)	0
Trading volume	0.00
Number of trades	1
Last size	0

## Futures and Options

Related Futures	-
Related Options	-









5y



Information about previous performance does not guarantee future performance.  
Source: FactSet

## Recent research

on sector

Date	Headline	Download
2024/04/19	 Equity Weekly	
2024/04/15	 Aktienempfehlungen Österreich	
2024/04/12	 Equity Weekly	
2024/04/05	 Equity Weekly	
2024/04/03	 Global Equity Ratings	

## Details

2024/04/25 08:01:02

## Price

3.85 EUR

Difference  -5.54% (-0.23)

## General attributes

ISIN	SE0017780133
Symbol	WALL B
Exchange	Hanover
Currency	EUR
Sector	Other
Security type	Stock
Market cap (m)	2,338 EUR
Benchmark	OMX STOCKHOLM 30 INDEX

## Market data

Bid (Bid size)	3.86 EUR (300)
Ask (Ask size)	4.016 EUR (300)
Open	3.85 EUR
High	3.85 EUR
Low	3.85 EUR
Close (prev. day)	4.076 EUR
VWAP	-
Volume (pcs)	0
Trading volume	0.00
Number of trades	1
Last size	0

## Performance and Risk

	6m	1y	3y
Perf (%)	+30.39%	+16.52%	-
Perf (abs.)	+0.95	+0.58	-
Beta	1.90	1.41	1.15
Volatility	40.54	39.40	-

5y



Information about previous performance does not guarantee future performance.  
Source: FactSet

## Price data

Ø price 5 days   Ø volume 5 days (pcs.)	3.95 EUR (0)
Ø price 30 days   Ø volume 30 days (pcs.)	4.14 EUR (5)
Ø price 100 days   Ø volume 100 days (pcs.)	4.27 EUR (2)
Ø price 250 days   Ø volume 250 days (pcs.)	3.65 EUR (1)
YTD High   date	4.82 EUR (2024/01/02)
YTD Low   date	3.80 EUR (2024/04/18)
52 Weeks High   date	4.87 EUR (2023/12/29)
52 Weeks Low   date	2.93 EUR (2023/06/01)

## Arbitrage views

Exchange 	Date	Time	Price	Trading volume (mio.)	Number of trades
Stuttgart	2024/04/25	14:48	3.972 EUR	0.00	2
Nasdaq Stockholm	2024/04/25	17:29	46.06 SEK	27.88	1,503
Munich	2024/04/25	10:40	4.004 EUR	0.00	2
London Stock Exchange European Trade Reporting	2023/04/17	15:21	41.62 SEK	7.34	1
Hanover	2024/04/25	08:01	3.85 EUR	0.00	1

	04/25					
Frankfurt	2024/ 04/25	08:03	3.85 EUR	0.00		1
Duesseldorf	2024/ 04/25	19:32	3.85 EUR	0.00		5

## Company profile

### Company Logo



### Company Profile

-

### Contact Details

WALLENSTAM

--

Kungsportsavenyen 2 401 84 Goteborg

Telefon: +46 31-20 00 00

Fax: +46 31-10 02 00

E-mail: -