

## LULULEMON ATHLETICA INC.

ISIN: **US5500211090** WKN: **550021109**

## Overview

2024/09/16 08:01:19

Price  
239.20 EURDifference  -0.23% (-0.55)

## General attributes

ISIN	US5500211090
Symbol	LULU
Exchange	Hanover
Currency	EUR
Sector	Consumer Products
Security type	Stock
Market cap (m)	28,309 EUR
Benchmark	S&P/TSX 60 INDEX

## Market data

Bid (Bid size)	240.05 EUR (21)
Ask (Ask size)	241.50 EUR (42)
Open	239.20 EUR
High	239.20 EUR
Low	239.20 EUR
Close (prev. day)	239.75 EUR
VWAP	-
Volume (pcs)	0
Trading volume	0.00
Number of trades	1
Last size	0

## Futures and Options






Related Futures	-
Related Options	-

5y



Information about previous performance does not guarantee future performance.  
Source: FactSet

## Recent research

on sector			
Date		Headline	Download
2024/09/11		Global Equity Ratings	
2024/09/11		Aktienempfehlungen Global	
2024/09/09		Aktienempfehlungen Österreich	
2024/09/05		Global Equity Ratings	
2024/09/05		Aktienempfehlungen Global	

## Details

2024/09/16 08:01:19

## Price

239.20 EUR

Difference ▼ -0.23% (-0.55)

## General attributes

ISIN	US5500211090
Symbol	LULU
Exchange	Hanover
Currency	EUR
Sector	Consumer Products
Security type	Stock
Market cap (m)	28,309 EUR
Benchmark	S&P/TSX 60 INDEX

## Market data

Bid (Bid size)	240.05 EUR (21)
Ask (Ask size)	241.50 EUR (42)
Open	239.20 EUR
High	239.20 EUR
Low	239.20 EUR
Close (prev. day)	239.75 EUR
VWAP	-
Volume (pcs)	0
Trading volume	0.00
Number of trades	1
Last size	0

## Performance and Risk

	6m	1y	3y
Perf (%)	-43.50%	-33.25%	-
Perf (abs.)	-184.55	-119.40	-
Beta	-	-	-
Volatility	41.94	35.83	-

5y



Information about previous performance does not guarantee future performance.  
Source: FactSet

## Price data

Ø price 5 days   Ø volume 5 days (pcs.)	230.25 EUR (0)
Ø price 30 days   Ø volume 30 days (pcs.)	228.55 EUR (0)
Ø price 100 days   Ø volume 100 days (pcs.)	268.67 EUR (1)
Ø price 250 days   Ø volume 250 days (pcs.)	347.22 EUR (1)
YTD High   date	461.85 EUR (2024/01/02)
YTD Low   date	208.45 EUR (2024/08/05)
52 Weeks High   date	465.65 EUR (2023/12/13)
52 Weeks Low   date	208.45 EUR (2024/08/05)

## All listings for LULULEMON ATHLETICA INC.

Exchange	Date	Time	Price	Trading volume (mio.)	Number of trades
Xetra	2024/09/16	10:33	239.60 EUR	0.01	1
Vienna Stock Exchange	2024/09/16	13:00	240.60 EUR	0.00	3
Tradegate	2024/09/16	13:47	240.05 EUR	0.03	17
Stuttgart	2024/09/16	13:06	240.15 EUR	0.00	3
Nasdaq	2024/09/16	22:00	266.76 USD	474.91	40,391

	13						
Munich	2024/09/16	08:15	240.70	EUR	0.00		2
London Stock Exchange	2024/09/13	15:55	266.46	USD	0.00		3
Hanover	2024/09/16	08:01	239.20	EUR	0.00		1
Frankfurt	2024/09/16	08:05	239.10	EUR	0.00		1
Duesseldorf	2024/09/16	12:30	238.95	EUR	0.00		3
Berlin	2024/09/16	08:08	239.20	EUR	0.00		1

## Company profile

### Company Logo



### Contact Details

LULULEMON ATHLETICA INC.

--

1818 Cornwall Avenue - V6J 1C7 Vancouver

Telefon: +1-604-732-6124

Fax: +1-604-874-6124

E-mail: -

### Company Profile

-

#### Members of Management Board

Martha Morfitt Chairman of Board of Directors

Alison Loehnis Member of Board of Directors

David Mussafer Member of Board of Directors

Emily White Member of Board of Directors

Isabel Ge Mahe Member of Board of Directors

Jonathan McNeill Member of Board of Directors

Kathryn Henry Member of Board of Directors

Michael Casey Member of Board of Directors

Shane Grant Member of Board of Directors

Teri List-Stoll Member of Board of Directors

Calvin McDonald Chairman of Managing Board

André Maestrini Member of Executive Committee

Celeste Burgoyne Member of Executive Committee

Julie Averill Member of Executive Committee

Meghan Frank Member of Executive Committee

Nikki Neuburger Member of Executive Committee

Shannon Higginson Member of Executive Committee

Sun Choe Member of Executive Committee

Susan Gelinias Member of Executive Committee

Ted Dagnese Member of Executive Committee