

## HUSQVARNA AB SER. B

ISIN: SE0001662230 WKN:

-

## Overview

2022/10/06 08:05:28

Price

5.822 EUR

Difference  -3.90% (-0.24)

## General attributes

ISIN	SE0001662230
Symbol	HUSQ B
Exchange	Hanover
Currency	EUR
Sector	Other
Security type	Stock
Market cap (m)	2,666 EUR
Benchmark	OMX STOCKHOLM 30 INDEX

## Market data

Bid (Bid size)	5.718 EUR (360)
Ask (Ask size)	5.772 EUR (360)
Open	5.822 EUR
High	5.822 EUR
Low	5.822 EUR
Close (prev. day)	6.058 EUR
VWAP	-
Volume (pcs)	0
Trading volume	0.00
Number of trades	1
Last size	0

## Futures and Options

Related Futures	21
Related Options	-











5y



Information about previous performance does not guarantee future performance.

Source: FactSet

## Recent research

on sector			
Date		Headline	Download
2022/10/05		Global Equity Ratings	
2022/10/05		Aktienempfehlungen Global	
2022/09/30		Equity Weekly	
2022/09/26		Global Equity Ratings	
2022/09/26		Aktienempfehlungen Global	

## Details

2022/10/06 08:05:28

## Price

5.822 EUR

Difference ▼ -3.90% (-0.24)

## General attributes

ISIN	SE0001662230
Symbol	HUSQ B
Exchange	Hanover
Currency	EUR
Sector	Other
Security type	Stock
Market cap (m)	2,666 EUR
Benchmark	OMX STOCKHOLM 30 INDEX

## Market data

Bid (Bid size)	5.718 EUR (360)
Ask (Ask size)	5.772 EUR (360)
Open	5.822 EUR
High	5.822 EUR
Low	5.822 EUR
Close (prev. day)	6.058 EUR
VWAP	-
Volume (pcs)	0
Trading volume	0.00
Number of trades	1
Last size	0

## Performance and Risk

	6m	1y	3y
Perf (%)	-36.03%	-40.29%	-
Perf (abs.)	-3.41	-4.09	-
Beta	1.48	1.25	1.01
Volatility	43.02	40.69	40.55

5y



Information about previous performance does not guarantee future performance.

Source: FactSet

## Price data

Ø price 5 days   Ø volume 5 days (pcs.)	5.779 EUR (0)
Ø price 30 days   Ø volume 30 days (pcs.)	6.217 EUR (17)
Ø price 100 days   Ø volume 100 days (pcs.)	7.210 EUR (10)
Ø price 250 days   Ø volume 250 days (pcs.)	9.702 EUR (14)
YTD High   date	14.025 EUR (2022/01/03)
YTD Low   date	5.540 EUR (2022/09/26)
52 Weeks High   date	14.105 EUR (2021/12/30)
52 Weeks Low   date	5.540 EUR (2022/09/26)

## Arbitrage views

Exchange	Date	Time	Price	Trading volume (mio.)	Number of trades
Tradegate	2022/10/06	16:59	5.75 EUR	0.01	4
Stuttgart	2022/10/06	15:42	5.778 EUR	0.00	8
Nasdaq Stockholm	2022/10/06	17:29	62.60 SEK	77.30	2,458
Munich	2022/10/06	08:04	5.882 EUR	0.00	2
London Stock Exchange	2022/	17:25	62.41 SEK	0.00	1

European Trade Reporting	10/06					
Hanover	2022/ 10/06	08:05	5.822 EUR	0.00		1
Frankfurt	2022/ 10/06	08:10	5.822 EUR	0.00		1
FINRA other OTC Issues	2022/ 09/28	21:03	5.75 USD	0.04		3
Duesseldorf	2022/ 10/06	16:00	5.756 EUR	0.00		9
Berlin	2022/ 10/06	17:45	5.74 EUR	0.00		11

## Company profile

### Company Logo



### Contact Details

HUSQVARNA AB

--

Regeringsgatan 28 - 103 92 Stockholm

Telefon: 46-8-738-90-00

Fax: 46-8-738-94-50

E-mail: -

### Company Profile

-

#### Members of Management Board

Henric Andersson Chairman of Managing Board

Brian Belanger Member of Executive Committee

Erik Winberg Member of Executive Committee

Glen Instone Member of Executive Committee

Karin Falk Member of Executive Committee

Leigh Dagberg Member of Executive Committee

Pavel Hajman Member of Executive Committee

Pär Åström Member of Executive Committee

#### Board of directors

Thomas Johnstone Chairman of Supervisory Board

Lars Ture Pettersson Member of Supervisory Board

Anders Köhler Member of Supervisory Board

Bengt Nodhäll Member of Supervisory Board

Bertrand Paul Neuschwander Member of Supervisory Board

Christine Robins Member of Supervisory Board

Daniel Tornberg Member of Supervisory Board

Ingrid Bonde Member of Supervisory Board

Katarina Martinson Member of Supervisory Board

Tina Hallberg Member of Supervisory Board