

MILLICOM INTERNATIONAL CELLULAR SA SDB

ISIN: SE0001174970 WKN: -

Overview

2024/07/26 08:01:07

Price

22.54 EUR

Difference  -0.62% (-0.14)

General attributes

ISIN	SE0001174970
Symbol	TIGO SDB
Exchange	Hanover
Currency	EUR
Sector	Telecommunications
Security type	Stock
Market cap (m)	3,873 EUR
Benchmark	EURO STOXX 50

Market data

Bid (Bid size)	-
Ask (Ask size)	-
Open	22.54 EUR
High	22.54 EUR
Low	22.54 EUR
Close (prev. day)	22.68 EUR
VWAP	-
Volume (pcs)	0
Trading volume	0.00
Number of trades	3
Last size	0

Futures and Options

Related Futures	28
Related Options	-







5y



Information about previous performance does not guarantee future performance.

Source: FactSet

Recent research

on sector		on market	
Date		Headline	Download
2024/07/24		Global Equity Ratings	
2024/07/24		Aktienempfehlungen Global	
2024/07/19		Equity Weekly	
2024/07/15		Aktienempfehlungen Global	
2024/07/12		Global Equity Ratings	

Details

2024/07/26 08:01:07

Price

22.54 EUR

Difference ▼ -0.62% (-0.14)

General attributes

ISIN	SE0001174970
Symbol	TIGO SDB
Exchange	Hanover
Currency	EUR
Sector	Telecommunications
Security type	Stock
Market cap (m)	3,873 EUR
Benchmark	EURO STOXX 50

Market data

Bid (Bid size)	-
Ask (Ask size)	-
Open	22.54 EUR
High	22.54 EUR
Low	22.54 EUR
Close (prev. day)	22.68 EUR
VWAP	-
Volume (pcs)	0
Trading volume	0.00
Number of trades	3
Last size	0

Performance and Risk

	6m	1y	3y
Perf (%)	+40.79%	+48.78%	-
Perf (abs.)	+6.53	+7.39	-
Beta	0.28	0.32	0.77
Volatility	30.57	28.64	-

5y



Information about previous performance does not guarantee future performance.
Source: FactSet

Price data

Ø price 5 days Ø volume 5 days (pcs.)	22.58 EUR (0)
Ø price 30 days Ø volume 30 days (pcs.)	22.23 EUR (0)
Ø price 100 days Ø volume 100 days (pcs.)	20.47 EUR (2)
Ø price 250 days Ø volume 250 days (pcs.)	17.23 EUR (1)
YTD High date	23.46 EUR (2024/07/17)
YTD Low date	14.21 EUR (2024/02/26)
52 Weeks High date	23.46 EUR (2024/07/17)
52 Weeks Low date	13.68 EUR (2023/10/26)

Arbitrage views

Exchange ⊕	Date	Time	Price	Trading volume (mio.)	Number of trades
Stuttgart	2024/07/26	13:56	22.36 EUR	0.00	9
Nasdaq Stockholm	2024/07/26	18:00	265.60 SEK	38.14	1,164
Munich	2024/07/26	08:19	22.80 EUR	0.00	1
London Stock Exchange European Trade Reporting	2024/07/26	17:25	255.50 SEK	0.00	1
Hanover	2024/07/26	08:01	22.54 EUR	0.00	3

	07/26					
Frankfurt	2024/ 07/26	08:10	22.54 EUR	0.00		2
Duesseldorf	2024/ 07/26	19:32	22.38 EUR	0.00		7

Company profile

Company Logo



Contact Details

MILLICOM INTERNATIONAL CELLULAR SA

--

75 Route de Longwy - 8080 Bertrange

Telefon: +35 - 2 27 759 101

Fax: +35 - 2 27 759 359

E-mail: info@millicom.com

Company Profile

-

Members of Management Board

Mauricio Ramos Chairman of Managing Board

Esteban Iriarte Member of Executive Committee

Karim Lesina Member of Executive Committee

Karim Lesina Member of Executive Committee

Salvador Escalon Member of Executive Committee

Salvador Escalon Member of Executive Committee

Susy Bobenrieth Member of Executive Committee

Susy Bobenrieth Member of Executive Committee

Tim Pennington Member of Executive Committee

Xavier Rocoplan Member of Executive Committee

Xavier Rocoplan Member of Executive Committee

Board of directors

Michael Golan Member of Supervisory Board

Aude Durand Member of Supervisory Board

Blanca Avelina Treviño de la Vega Member of Supervisory Board

Bruce Churchill Member of Supervisory Board

María Teresa Arnal Member of Supervisory Board

Pernille Erenbjerg Member of Supervisory Board

Thomas Reynaud Member of Supervisory Board

Tomas Eliasson Member of Supervisory Board