

CYBERAGENT INC.

ISIN: JP3311400000 WKN: 4751

Overview

2024/09/13 17:25:23

Price
6.50 EURDifference  -2.26% (-0.15)

General attributes

ISIN	JP3311400000
Symbol	4751
Exchange	Hanover
Currency	EUR
Sector	-
Security type	Stock
Market cap (m)	3,308 EUR
Benchmark	NIKKEI 225

Market data

Bid (Bid size)	-
Ask (Ask size)	-
Open	6.50 EUR
High	6.50 EUR
Low	6.50 EUR
Close (prev. day)	6.65 EUR
VWAP	-
Volume (pcs)	0
Trading volume	0.00
Number of trades	4
Last size	0

Futures and Options

Related Futures	-
Related Options	-







5y



Information about previous performance does not guarantee future performance.
Source: FactSet

Recent research

on market

Date	Headline	Download
2024/09/11	 Global Equity Ratings	
2024/09/05	 Global Equity Ratings	
2024/08/12	 Global Equity Ratings	
2024/08/12	 Aktienempfehlungen Global	
2024/02/22	 Aktienempfehlungen Global	

Details

2024/09/13 17:25:23

Price

6.50 EUR

Difference ▼ -2.26% (-0.15)

General attributes

ISIN	JP3311400000
Symbol	4751
Exchange	Hanover
Currency	EUR
Sector	-
Security type	Stock
Market cap (m)	3,308 EUR
Benchmark	NIKKEI 225

Market data

Bid (Bid size)	-
Ask (Ask size)	-
Open	6.50 EUR
High	6.50 EUR
Low	6.50 EUR
Close (prev. day)	6.65 EUR
VWAP	-
Volume (pcs)	0
Trading volume	0.00
Number of trades	4
Last size	0

Performance and Risk

	6m	1y	3y
Perf (%)	+1.56%	+20.37%	-
Perf (abs.)	+0.10	+1.10	-
Beta	-	-	-
Volatility	40.76	39.42	-

5y



Information about previous performance does not guarantee future performance.
Source: FactSet

Price data

Ø price 5 days Ø volume 5 days (pcs.)	6.51 EUR (0)
Ø price 30 days Ø volume 30 days (pcs.)	6.06 EUR (0)
Ø price 100 days Ø volume 100 days (pcs.)	5.82 EUR (0)
Ø price 250 days Ø volume 250 days (pcs.)	5.76 EUR (0)
YTD High date	6.75 EUR (2024/03/22)
YTD Low date	5.10 EUR (2024/08/05)
52 Weeks High date	6.75 EUR (2024/03/22)
52 Weeks Low date	4.72 EUR (2023/11/01)

All listings for CYBERAGENT INC.

Exchange	Date	Time	Price	Trading volume (mio.)	Number of trades
Tradegate	2024/09/13	22:02	6.55 EUR	0.00	1
Tokyo Stock Exchange	2024/09/13	08:00	1,024.00 JPY	39.80	3,348
Stuttgart	2024/09/13	08:02	6.50 EUR	0.00	3
Munich	2024/09/13	08:07	6.65 EUR	0.00	1
Hanover	2024/09/13	17:25	6.50 EUR	0.00	4

	13					
Frankfurt	2024/09/ 13	08:17	6.50 EUR	0.00		2
FINRA other OTC Issues	2024/09/ 09	21:18	6.86 USD	0.00		1
Duesseldorf	2024/09/ 13	19:30	6.45 EUR	0.00		7
Berlin	2024/09/ 13	21:05	6.55 EUR	0.00		9

Company profile

Company Logo

Contact Details

CYBER AGENT

--

Telefon: -

Fax: -

E-mail: -

Company Profile

-