

CYBERAGENT INC.

ISIN: JP3311400000 WKN: 4751

Overview

2024/08/21 08:01:02

Price
5.90 EURDifference  -0.84% (-0.05)

General attributes

ISIN	JP3311400000
Symbol	4751
Exchange	Hanover
Currency	EUR
Sector	-
Security type	Stock
Market cap (m)	3,078 EUR
Benchmark	NIKKEI 225

Market data

Bid (Bid size)	-
Ask (Ask size)	-
Open	5.90 EUR
High	5.90 EUR
Low	5.90 EUR
Close (prev. day)	5.95 EUR
VWAP	-
Volume (pcs)	0
Trading volume	0.00
Number of trades	1
Last size	0

Futures and Options











Related Futures	-
Related Options	-

5y



Information about previous performance does not guarantee future performance.
Source: FactSet

Recent research

on market		
Date	Headline	Download
2024/08/12	 Global Equity Ratings	
2024/08/12	 Aktienempfehlungen Global	
2024/02/22	 Aktienempfehlungen Global	
2024/02/22	 Global Equity Ratings	
2023/10/27	 Global Equity Ratings	

Details

2024/08/21 08:01:02

Price
5.90 EURDifference ▼ -0.84% (-0.05)

General attributes

ISIN	JP3311400000
Symbol	4751
Exchange	Hanover
Currency	EUR
Sector	-
Security type	Stock
Market cap (m)	3,078 EUR
Benchmark	NIKKEI 225

Market data

Bid (Bid size)	-
Ask (Ask size)	-
Open	5.90 EUR
High	5.90 EUR
Low	5.90 EUR
Close (prev. day)	5.95 EUR
VWAP	-
Volume (pcs)	0
Trading volume	0.00
Number of trades	1
Last size	0

Performance and Risk

	6m	1y	3y
Perf (%)	-7.75%	+7.21%	-
Perf (abs.)	-0.50	+0.40	-
Beta	0.79	0.76	0.90
Volatility	40.30	39.24	-

5y



Information about previous performance does not guarantee future performance.
Source: FactSet

Price data

Ø price 5 days Ø volume 5 days (pcs.)	5.86 EUR (0)
Ø price 30 days Ø volume 30 days (pcs.)	5.64 EUR (0)
Ø price 100 days Ø volume 100 days (pcs.)	5.81 EUR (0)
Ø price 250 days Ø volume 250 days (pcs.)	5.70 EUR (0)
YTD High date	6.75 EUR (2024/03/22)
YTD Low date	5.10 EUR (2024/08/05)
52 Weeks High date	6.75 EUR (2024/03/22)
52 Weeks Low date	4.72 EUR (2023/11/01)

Arbitrage views

Exchange ⊕	Date	Time	Price	Trading volume (mio.)	Number of trades
Tradegate	2024/08/21	22:26	6.10 EUR	0.01	1
Tokyo Stock Exchange	2024/08/21	08:00	982.70 JPY	35.27	10,355
Stuttgart	2024/08/21	08:11	5.95 EUR	0.00	3
Munich	2024/08/21	08:02	5.95 EUR	0.00	1
Hanover	2024/08/21	08:01	5.90 EUR	0.00	1

	21					
Frankfurt	2024/08/ 21	08:25	5.85 EUR	0.00		1
FINRA other OTC Issues	2024/08/ 21	20:27	7.1499 USD	0.04		2
Duesseldorf	2024/08/ 21	19:31	5.80 EUR	0.00		5
Berlin	2024/08/ 21	21:05	6.10 EUR	0.00		7

Company profile

Company Logo

Contact Details

CYBER AGENT

--

Telefon: -

Fax: -

E-mail: -

Company Profile

-