

## CYBERAGENT INC.

ISIN: JP3311400000 WKN: 4751

## Overview

2024/08/16 08:01:02

Price  
5.80 EURDifference  -0.85% (-0.05)

## General attributes

ISIN	JP3311400000
Symbol	4751
Exchange	Hanover
Currency	EUR
Sector	-
Security type	Stock
Market cap (m)	2,973 EUR
Benchmark	NIKKEI 225

## Market data

Bid (Bid size)	5.80 EUR (870)
Ask (Ask size)	5.90 EUR (845)
Open	5.80 EUR
High	5.80 EUR
Low	5.80 EUR
Close (prev. day)	5.85 EUR
VWAP	-
Volume (pcs)	0
Trading volume	0.00
Number of trades	1
Last size	0

## Futures and Options











Related Futures	-
Related Options	-

5y



Information about previous performance does not guarantee future performance.  
Source: FactSet

## Recent research

on market			
Date		Headline	Download
2024/08/12		Global Equity Ratings	
2024/08/12		Aktienempfehlungen Global	
2024/02/22		Aktienempfehlungen Global	
2024/02/22		Global Equity Ratings	
2023/10/27		Global Equity Ratings	

## Details

2024/08/16 08:01:02

## Price

5.80 EUR

Difference ▼ -0.85% (-0.05)

## General attributes

ISIN	JP3311400000
Symbol	4751
Exchange	Hanover
Currency	EUR
Sector	-
Security type	Stock
Market cap (m)	2,973 EUR
Benchmark	NIKKEI 225

## Market data

Bid (Bid size)	5.80 EUR (870)
Ask (Ask size)	5.90 EUR (845)
Open	5.80 EUR
High	5.80 EUR
Low	5.80 EUR
Close (prev. day)	5.85 EUR
VWAP	-
Volume (pcs)	0
Trading volume	0.00
Number of trades	1
Last size	0

## Performance and Risk

	6m	1y	3y
Perf (%)	-9.30%	+3.54%	-
Perf (abs.)	-0.60	+0.20	-
Beta	0.82	0.78	0.92
Volatility	40.03	39.38	-

5y



Information about previous performance does not guarantee future performance.  
Source: FactSet

## Price data

Ø price 5 days   Ø volume 5 days (pcs.)	5.62 EUR (0)
Ø price 30 days   Ø volume 30 days (pcs.)	5.61 EUR (0)
Ø price 100 days   Ø volume 100 days (pcs.)	5.83 EUR (0)
Ø price 250 days   Ø volume 250 days (pcs.)	5.70 EUR (0)
YTD High   date	6.75 EUR (2024/03/22)
YTD Low   date	5.10 EUR (2024/08/05)
52 Weeks High   date	6.75 EUR (2024/03/22)
52 Weeks Low   date	4.72 EUR (2023/11/01)

## Arbitrage views

Exchange <span>⊕</span>	Date	Time	Price	Trading volume (mio.)	Number of trades
Tradegate	2024/08/15	22:26	6.00 EUR	0.00	2
Tokyo Stock Exchange	2024/08/16	08:00	961.30 JPY	45.33	9,964
Stuttgart	2024/08/16	10:32	5.80 EUR	0.00	2
Munich	2024/08/16	08:12	5.80 EUR	0.00	1
Hanover	2024/08/16	08:01	5.80 EUR	0.00	1

	16					
Frankfurt	2024/08/ 16	08:08	5.80 EUR	0.00		1
FINRA other OTC Issues	2024/08/ 01	15:30	6.40 USD	16.18		3
Duesseldorf	2024/08/ 16	16:30	5.75 EUR	0.00		4
Berlin	2024/08/ 16	16:30	5.90 EUR	0.00		5

## Company profile

### Company Logo

#### Contact Details

CYBER AGENT

--

----

Telefon: -

Fax: -

E-mail: -

### Company Profile

-