

## KESKO OYJ CLASS B

ISIN: **FI0009000202** WKN: **KESKOB**

## Overview

2024/04/19 08:01:05

Price  
16.19 EURDifference  -2.68% (-0.45)

## General attributes

ISIN	FI0009000202
Symbol	KESKOB
Exchange	Hanover
Currency	EUR
Sector	Commerce
Security type	Stock
Market cap (m)	4,478 EUR
Benchmark	OMX HELSINKI 25

## Market data

Bid (Bid size)	-
Ask (Ask size)	-
Open	16.19 EUR
High	16.19 EUR
Low	16.19 EUR
Close (prev. day)	16.635 EUR
VWAP	-
Volume (pcs)	0
Trading volume	0.00
Number of trades	3
Last size	0

## Futures and Options











Related Futures	35
Related Options	-

5y



Information about previous performance does not guarantee future performance.  
Source: FactSet

## Recent research

on sector		on market	
Date		Headline	Download
2024/04/03		Global Equity Ratings	
2024/04/03		Aktienempfehlungen Global	
2024/03/13		Global Equity Ratings	
2024/03/13		Aktienempfehlungen Global	
2024/02/22		Aktienempfehlungen Global	

## Details

2024/04/19 08:01:05

## Price

16.19 EUR

Difference ▼ -2.68% (-0.45)

## General attributes

ISIN	F10009000202
Symbol	KESKOB
Exchange	Hanover
Currency	EUR
Sector	Commerce
Security type	Stock
Market cap (m)	4,478 EUR
Benchmark	OMX HELSINKI 25

## Market data

Bid (Bid size)	-
Ask (Ask size)	-
Open	16.19 EUR
High	16.19 EUR
Low	16.19 EUR
Close (prev. day)	16.635 EUR
VWAP	-
Volume (pcs)	0
Trading volume	0.00
Number of trades	3
Last size	0

## Performance and Risk

	6m	1y	3y
Perf (%)	+6.69%	-20.01%	-
Perf (abs.)	+1.02	-4.05	-
Beta	0.84	0.80	0.75
Volatility	22.07	23.42	-

5y



Information about previous performance does not guarantee future performance.  
Source: FactSet

## Price data

Ø price 5 days   Ø volume 5 days (pcs.)	16.68 EUR (0)
Ø price 30 days   Ø volume 30 days (pcs.)	17.00 EUR (0)
Ø price 100 days   Ø volume 100 days (pcs.)	17.44 EUR (0)
Ø price 250 days   Ø volume 250 days (pcs.)	17.41 EUR (4)
YTD High   date	18.48 EUR (2024/01/31)
YTD Low   date	16.19 EUR (2024/04/19)
52 Weeks High   date	20.79 EUR (2023/04/27)
52 Weeks Low   date	14.92 EUR (2023/10/26)

## Arbitrage views

Exchange <span>⊕</span>	Date	Time	Price	Trading volume (mio.)	Number of trades
Tradegate	2024/04/19	22:26	16.49 EUR	0.00	4
Stuttgart	2024/04/19	14:05	16.335 EUR	0.00	4
Nasdaq Helsinki	2024/04/19	17:29	16.535 EUR	7.72	1,971
Munich	2024/04/19	08:14	16.355 EUR	0.00	2

London Stock Exchange European Trade Reporting	2024/ 04/19	17:25	16.4525 EUR	0.00	2
Hanover	2024/ 04/19	08:01	16.19 EUR	0.00	3
Frankfurt	2024/ 04/19	08:05	16.19 EUR	0.00	2
FINRA other OTC Issues	2024/ 03/21	18:59	18.915 USD	0.01	1
Duesseldorf	2024/ 04/19	08:10	16.155 EUR	0.00	3
Berlin	2024/ 04/19	08:15	16.245 EUR	0.00	2

## Company profile

### Company Logo



### Contact Details

KESKO OYJ

--

Työpajankatu 12 - 00580 Helsinki

Telefon: +358-10-5311

Fax: +358-9-174-398

E-mail: -

### Company Profile

-

#### Members of Management Board

Jorma Rauhala Chairman of Managing Board

Ari Akseli Member of Executive Committee

Jukka Erlund Member of Executive Committee

Karoliina Partanen Member of Executive Committee

Matti Mettälä Member of Executive Committee

Riikka Joukio Member of Executive Committee

#### Board of directors

Esa Mikael Kiiskinen Chairman of Supervisory Board

Piia Karhu Member of Supervisory Board

Timo Olavi Ritakallio Member of Supervisory Board

Jannica Charlotta E. Fagerholm Member of Supervisory Board

Jussi Perälä Member of Supervisory Board

Pauli Jaakola Member of Supervisory Board

Peter Thor Fagernäs Member of Supervisory Board