

## SAMPO PLC 'A'

ISIN: **FI4000552500**WKN: **SAMPO**

## Overview

2024/04/26 08:00:43

Price  
38.10 EURDifference  -5.39% (-2.17)

## General attributes

ISIN	FI4000552500
Symbol	SAMPO
Exchange	Hanover
Currency	EUR
Sector	Financial
Security type	Stock
Market cap (m)	19,163 EUR
Benchmark	OMX HELSINKI 25

## Market data

Bid (Bid size)	-
Ask (Ask size)	-
Open	38.10 EUR
High	38.10 EUR
Low	38.10 EUR
Close (prev. day)	40.27 EUR
VWAP	-
Volume (pcs)	0
Trading volume	0.00
Number of trades	3
Last size	0

## Futures and Options





Related Futures	50
Related Options	-

5y



Information about previous performance does not guarantee future performance.  
Source: FactSet

## Recent research

on sector		on market	
Date		Headline	Download
2024/04/26		Global Equity Ratings	
2024/04/26		Aktienempfehlungen Global	
2024/04/19		Equity Weekly	
2024/04/15		Aktienempfehlungen Österreich	
2024/04/03		Global Equity Ratings	

## Details

2024/04/26 08:00:43

## Price

38.10 EUR

Difference  -5.39% (-2.17)

## General attributes

ISIN	F14000552500
Symbol	SAMPO
Exchange	Hanover
Currency	EUR
Sector	Financial
Security type	Stock
Market cap (m)	19,163 EUR
Benchmark	OMX HELSINKI 25

## Market data

Bid (Bid size)	-
Ask (Ask size)	-
Open	38.10 EUR
High	38.10 EUR
Low	38.10 EUR
Close (prev. day)	40.27 EUR
VWAP	-
Volume (pcs)	0
Trading volume	0.00
Number of trades	3
Last size	0

## Performance and Risk

	6m	1y	3y
Perf (%)	+1.49%	-15.50%	-
Perf (abs.)	+0.56	-6.99	-
Beta	0.13	0.48	0.70
Volatility	20.16	21.23	-

5y



Information about previous performance does not guarantee future performance.  
Source: FactSet

## Price data

Ø price 5 days   Ø volume 5 days (pcs.)	39.91 EUR (0)
Ø price 30 days   Ø volume 30 days (pcs.)	39.89 EUR (0)
Ø price 100 days   Ø volume 100 days (pcs.)	39.89 EUR (0)
Ø price 250 days   Ø volume 250 days (pcs.)	40.14 EUR (1)
YTD High   date	41.88 EUR (2024/02/22)
YTD Low   date	37.90 EUR (2024/01/25)
52 Weeks High   date	46.10 EUR (2023/05/11)
52 Weeks Low   date	36.35 EUR (2023/10/04)

## All listings for SAMPO PLC 'A'

Exchange 	Date	Time	Price	Trading volume (mio.)	Number of trades
Tradegate	2024/04/26	22:26	38.14 EUR	0.02	5
Stuttgart	2024/04/26	11:10	38.16 EUR	0.00	5
Nasdaq Helsinki	2024/04/26	17:29	38.04 EUR	27.47	3,674
Munich	2024/04/26	08:16	38.25 EUR	0.00	2
London Stock Exchange	2024/	17:25	38.26 EUR	0.00	2

European Trade Reporting	04/26						
Hanover	2024/ 04/26	08:00	38.10	EUR	0.00		3
Frankfurt	2024/ 04/26	08:08	38.14	EUR	0.00		2
FINRA other OTC Issues	2024/ 04/23	18:57	43.45	USD	0.01		2
Duesseldorf	2024/ 04/26	08:11	38.06	EUR	0.00		3
Berlin	2024/ 04/26	09:04	38.10	EUR	0.00		2

## Company profile

### Company Logo



### Contact Details

SAMPO OYJ

--

Fabianinkatu 27 00100 Helsinki

Telefon: +35 8 10 516 0100

Fax: +35 8 9 228 90 434

E-mail: [ir@sampo.fi](mailto:ir@sampo.fi)

### Company Profile

-

#### Members of Management Board

Torbjörn Magnusson	Chairman of Managing Board
Ingrid Janbu Holthe	Member of Executive Committee
Knut Arne Alsaker	Member of Executive Committee
Morten Thorsrud	Member of Executive Committee
Patrick Lapveteläinen	Member of Executive Committee
Petri Niemisvirta	Member of Executive Committee
Ricard Wennerklint	Member of Executive Committee

#### Board of directors

Antti Mikael Mäkinen	Chairman of Supervisory Board
Johanna Lamminen	Member of Supervisory Board
Risto Murto	Member of Supervisory Board
Annica Witschard	Member of Supervisory Board
Christian Clausen	Member of Supervisory Board
Fiona Clutterbuck	Member of Supervisory Board
Georg Johan Casimir Ehnrooth	Member of Supervisory Board
Jannica Charlotta Fagerholm	Member of Supervisory Board
Markus Heikki Erdem Rauramo	Member of Supervisory Board
Steve Langan	Member of Supervisory Board