

## WÄRTSILÄ OYJ ABP

ISIN: **FI0009003727** WKN: **WRT1V**

## Overview

2024/07/26 08:01:16

Price  
18.68 EURDifference  -0.13% (-0.03)

## General attributes

ISIN	FI0009003727
Symbol	WRT1V
Exchange	Hanover
Currency	EUR
Sector	Industry
Security type	Stock
Market cap (m)	11,048 EUR
Benchmark	OMX HELSINKI 25

## Market data

Bid (Bid size)	-
Ask (Ask size)	-
Open	18.68 EUR
High	18.68 EUR
Low	18.68 EUR
Close (prev. day)	18.705 EUR
VWAP	-
Volume (pcs)	0
Trading volume	0.00
Number of trades	3
Last size	0

## Futures and Options











Related Futures	47
Related Options	-

5y



Information about previous performance does not guarantee future performance.  
Source: FactSet

## Recent research

on sector		on market	
Date		Headline	Download
2024/07/26		Equity Weekly	
2024/07/24		Global Equity Ratings	
2024/07/24		Aktienempfehlungen Global	
2024/07/15		Aktienempfehlungen Global	
2024/07/12		Global Equity Ratings	

## Details

2024/07/26 08:01:16

## Price

18.68 EUR

Difference  -0.13% (-0.03)

## General attributes

ISIN	FI0009003727
Symbol	WRT1V
Exchange	Hanover
Currency	EUR
Sector	Industry
Security type	Stock
Market cap (m)	11,048 EUR
Benchmark	OMX HELSINKI 25

## Market data

Bid (Bid size)	-
Ask (Ask size)	-
Open	18.68 EUR
High	18.68 EUR
Low	18.68 EUR
Close (prev. day)	18.705 EUR
VWAP	-
Volume (pcs)	0
Trading volume	0.00
Number of trades	3
Last size	0

## Performance and Risk

	6m	1y	3y
Perf (%)	+40.45%	+60.97%	-
Perf (abs.)	+5.38	+7.08	-
Beta	1.03	1.16	1.24
Volatility	25.85	28.82	-

5y



Information about previous performance does not guarantee future performance.  
Source: FactSet

## Price data

Ø price 5 days   Ø volume 5 days (pcs.)	18.79 EUR (0)
Ø price 30 days   Ø volume 30 days (pcs.)	18.40 EUR (2)
Ø price 100 days   Ø volume 100 days (pcs.)	17.18 EUR (1)
Ø price 250 days   Ø volume 250 days (pcs.)	14.12 EUR (2)
YTD High   date	19.59 EUR (2024/06/13)
YTD Low   date	12.59 EUR (2024/01/04)
52 Weeks High   date	19.59 EUR (2024/06/13)
52 Weeks Low   date	9.44 EUR (2023/10/25)

## Arbitrage views

Exchange 	Date	Time	Price	Trading volume (mio.)	Number of trades
Tradegate	2024/07/26	22:26	18.805 EUR	0.00	3
Stuttgart	2024/07/26	13:56	18.84 EUR	0.00	4
Nasdaq Helsinki	2024/07/26	18:00	18.755 EUR	9.40	2,028
Munich	2024/07/26	08:04	18.755 EUR	0.00	2

London Stock Exchange European Trade Reporting	2024/ 07/26	17:25	18.7475 EUR	0.00	2
Hanover	2024/ 07/26	08:01	18.68 EUR	0.00	3
Frankfurt	2024/ 07/26	08:03	18.625 EUR	0.00	2
FINRA other OTC Issues	2024/ 07/23	16:27	22.04 USD	0.00	2
Duesseldorf	2024/ 07/26	08:10	18.70 EUR	0.00	3
Berlin	2024/ 07/26	21:43	18.775 EUR	0.00	17

## Company profile

### Company Logo



### Contact Details

WAERTSILAE OYJ ABP

--

Hiililaiturinkuja 2 - 00180 Helsinki

Telefon: +358-10-709-0000

Fax: +

E-mail: media@wartsila.com

### Company Profile

-

#### Members of Management Board

Hakan Agnevall Chairman of Managing Board

Anders Lindberg Member of Executive Committee

Arjen Berends Member of Executive Committee

Kari Hietanen Member of Executive Committee

Roger Holm Member of Executive Committee

Saara Tahvanainen Member of Executive Committee

Tamara de Gruyter Member of Executive Committee

Teija Sarajärvi Member of Executive Committee

#### Board of directors

Thomas Johnstone Chairman of Supervisory Board

Johan Patrik Lennart Forssell Member of Supervisory Board

Karen Bomba Member of Supervisory Board

Karin Falk Member of Supervisory Board

Mats Rahmström Member of Supervisory Board

Mika Pekka Vehviläinen Member of Supervisory Board

Morten Henrik Engelstoft Member of Supervisory Board

Tiina Marjukka Tuomela Member of Supervisory Board