

HOLOGIC INC.

ISIN: US4364401012

WKN: 436440101

Overview

2024/07/26 08:01:19

Price

71.50 EUR

Difference  -0.69% (-0.50)

General attributes

ISIN US4364401012

Symbol HOLX

Exchange Hanover

Currency EUR

Sector Chemical / Pharmaceutical / Health

Security type Stock

Market cap (m) 16,911 EUR

Benchmark S&P 500

Market data

Bid (Bid size) -

Ask (Ask size) -

Open 71.50 EUR

High 71.50 EUR

Low 71.50 EUR

Close (prev. day) 72.00 EUR

VWAP -

Volume (pcs) 0

Trading volume 0.00

Number of trades 3

Last size 0

Futures and Options

Related Futures -





Related Options -

5y



Information about previous performance does not guarantee future performance.
Source: FactSet

Recent research

on sector		on market	
Date		Headline	Download
2024/07/24		Global Equity Ratings	
2024/07/24		Aktienempfehlungen Global	
2024/07/15		Aktienempfehlungen Global	
2024/07/12		Global Equity Ratings	
2024/07/09		Aktienempfehlungen Österreich	

Details

2024/07/26 08:01:19

Price

71.50 EUR

Difference 📉 -0.69% (-0.50)

General attributes

ISIN	US4364401012
Symbol	HOLX
Exchange	Hanover
Currency	EUR
Sector	Chemical / Pharmaceutical / Health
Security type	Stock
Market cap (m)	16,911 EUR
Benchmark	S&P 500

Market data

Bid (Bid size)	-
Ask (Ask size)	-
Open	71.50 EUR
High	71.50 EUR
Low	71.50 EUR
Close (prev. day)	72.00 EUR
VWAP	-
Volume (pcs)	0
Trading volume	0.00
Number of trades	3
Last size	0

Performance and Risk

	6m	1y	3y
Perf (%)	+5.49%	-2.27%	-
Perf (abs.)	+3.72	-1.66	-
Beta	0.22	0.46	0.61
Volatility	16.24	16.80	-

5y



Information about previous performance does not guarantee future performance.
Source: FactSet

Price data

Ø price 5 days Ø volume 5 days (pcs.)	71.60 EUR (0)
Ø price 30 days Ø volume 30 days (pcs.)	69.12 EUR (0)
Ø price 100 days Ø volume 100 days (pcs.)	69.48 EUR (0)
Ø price 250 days Ø volume 250 days (pcs.)	67.57 EUR (0)
YTD High date	72.50 EUR (2024/04/12)
YTD Low date	64.38 EUR (2024/01/02)
52 Weeks High date	73.36 EUR (2023/07/27)
52 Weeks Low date	61.32 EUR (2023/10/31)

Arbitrage views

Exchange	Date	Time	Price	Trading volume (mio.)	Number of trades
Vienna Stock Exchange	2024/07/26	17:32	73.00 EUR	0.00	5
Tradegate	2024/07/26	22:26	72.50 EUR	0.01	1
Stuttgart	2024/07/26	15:44	72.00 EUR	0.00	6
Nasdaq	2024/07/26	22:00	78.63 USD	116.02	24,751
Munich	2024/07/26	08:00	71.00 EUR	0.00	2

	26						
London Stock Exchange	2024/01/11	15:52	71.19 USD	0.01			1
Hanover	2024/07/26	08:01	71.50 EUR	0.00			3
Frankfurt	2024/07/26	09:28	72.00 EUR	0.00			1
Duesseldorf	2024/07/26	19:31	72.00 EUR	0.00			7
Berlin	2024/07/26	08:08	71.50 EUR	0.00			3

Company profile

Company Logo



Contact Details

HOLOGIC INC.

--

250 Campus Drive - 01752 Marlborough

Telefon: +1-508-263-2900

Fax: +

E-mail: info@hologic.com

Company Profile

-

Members of Management Board

Ludwig Hantson Member of Board of Directors

Amy McBride-Wendell Member of Board of Directors

Charles Dockendorff Member of Board of Directors

Christiana Stamoulis Member of Board of Directors

Nanaz Mohtashami Member of Board of Directors

Sally Crawford Member of Board of Directors

Scott Garrett Member of Board of Directors

Stacey Stewart Member of Board of Directors

Stephen P. MacMillan Chairman of Managing Board

Karleen Oberton Member of Executive Committee

Paul Malenchini Member of Executive Committee