

YAMAHA MOTOR CO. LTD.

ISIN: JP3942800008 WKN: 7272

Overview

2024/07/26 08:01:04

Price

8.102 EUR

Difference  -1.46% (-0.12)

General attributes

ISIN	JP3942800008
Symbol	7272
Exchange	Hanover
Currency	EUR
Sector	Automotive
Security type	Stock
Market cap (m)	8,548 EUR
Benchmark	NIKKEI 225

Market data

Bid (Bid size)	-
Ask (Ask size)	-
Open	8.102 EUR
High	8.102 EUR
Low	8.102 EUR
Close (prev. day)	8.222 EUR
VWAP	-
Volume (pcs)	0
Trading volume	0.00
Number of trades	3
Last size	0

Futures and Options






Related Futures	-
Related Options	-

5y



Information about previous performance does not guarantee future performance.
Source: FactSet

Recent research

on sector		on market	
Date		Headline	Download
2024/07/24		Global Equity Ratings	
2024/07/24		Aktienempfehlungen Global	
2024/07/15		Aktienempfehlungen Global	
2024/07/12		Global Equity Ratings	
2024/07/09		Aktienempfehlungen Österreich	

Details

2024/07/26 08:01:04

Price

8.102 EUR

Difference ▼ -1.46% (-0.12)

General attributes

ISIN	JP3942800008
Symbol	7272
Exchange	Hanover
Currency	EUR
Sector	Automotive
Security type	Stock
Market cap (m)	8,548 EUR
Benchmark	NIKKEI 225

Market data

Bid (Bid size)	-
Ask (Ask size)	-
Open	8.102 EUR
High	8.102 EUR
Low	8.102 EUR
Close (prev. day)	8.222 EUR
VWAP	-
Volume (pcs)	0
Trading volume	0.00
Number of trades	3
Last size	0

Performance and Risk

	6m	1y	3y
Perf (%)	-5.68%	-7.58%	-
Perf (abs.)	-0.49	-0.66	-
Beta	0.77	0.96	1.01
Volatility	25.05	26.95	-

5y



Information about previous performance does not guarantee future performance.
Source: FactSet

Price data

Ø price 5 days Ø volume 5 days (pcs.)	8.453 EUR (0)
Ø price 30 days Ø volume 30 days (pcs.)	8.736 EUR (0)
Ø price 100 days Ø volume 100 days (pcs.)	8.594 EUR (0)
Ø price 250 days Ø volume 250 days (pcs.)	8.305 EUR (0)
YTD High date	9.108 EUR (2024/07/04)
YTD Low date	7.960 EUR (2024/01/02)
52 Weeks High date	9.108 EUR (2024/07/04)
52 Weeks Low date	7.400 EUR (2023/11/20)

All listings for YAMAHA MOTOR CO. LTD.

Exchange	Date	Time	Price	Trading volume (mio.)	Number of trades
Tradegate	2024/07/26	22:26	8.266 EUR	0.00	1
Tokyo Stock Exchange	2024/07/26	08:00	1,358.50 JPY	71.67	5,741
Stuttgart	2024/07/26	08:15	8.102 EUR	0.00	3
Munich	2024/07/26	08:00	8.034 EUR	0.00	2
Hanover	2024/07/26	08:01	8.102 EUR	0.00	3

	26					
Frankfurt	2024/07/ 26	08:02	8.034 EUR	0.00		2
FINRA other OTC Issues	2024/07/ 25	20:15	8.93 USD	0.00		2
Duesseldorf	2024/07/ 26	19:31	8.134 EUR	0.00		7
Berlin	2024/07/ 26	08:08	8.084 EUR	0.00		3

Company profile

Company Logo



Company Profile

-

Contact Details

YAMAHA MOTOR

--

2500, Shingai, - 438- 8501 Iwata City,

Telefon: + 81 538 32 1103

Fax: + 81 538 37 4250

E-mail: -