

YASKAWA ELECTRIC CORP

ISIN: JP3932000007 WKN: 6506

Overview

2024/07/26 08:01:04

Price
30.42 EURDifference  1.74% (0.52)

General attributes

| | |
|----------------|--------------|
| ISIN | JP3932000007 |
| Symbol | 6506 |
| Exchange | Hanover |
| Currency | EUR |
| Sector | Technology |
| Security type | Stock |
| Market cap (m) | 8,198 EUR |
| Benchmark | NIKKEI 225 |

Market data

| | |
|-------------------|-----------|
| Bid (Bid size) | - |
| Ask (Ask size) | - |
| Open | 30.42 EUR |
| High | 30.42 EUR |
| Low | 30.42 EUR |
| Close (prev. day) | 29.90 EUR |
| VWAP | - |
| Volume (pcs) | 0 |
| Trading volume | 0.00 |
| Number of trades | 3 |
| Last size | 0 |

Futures and Options











| | |
|-----------------|---|
| Related Futures | - |
| Related Options | - |

5y



Information about previous performance does not guarantee future performance.
Source: FactSet

Recent research

| on sector | | on market | |
|------------|---|---------------------------|---|
| Date | | Headline | Download |
| 2024/07/26 |  | Equity Weekly |  |
| 2024/07/24 |  | Global Equity Ratings |  |
| 2024/07/24 |  | Aktienempfehlungen Global |  |
| 2024/07/15 |  | Aktienempfehlungen Global |  |
| 2024/07/12 |  | Global Equity Ratings |  |

Details

2024/07/26 08:01:04

Price

30.42 EUR

Difference ▲ 1.74% (0.52)

General attributes

| | |
|----------------|--------------|
| ISIN | JP3932000007 |
| Symbol | 6506 |
| Exchange | Hanover |
| Currency | EUR |
| Sector | Technology |
| Security type | Stock |
| Market cap (m) | 8,198 EUR |
| Benchmark | NIKKEI 225 |

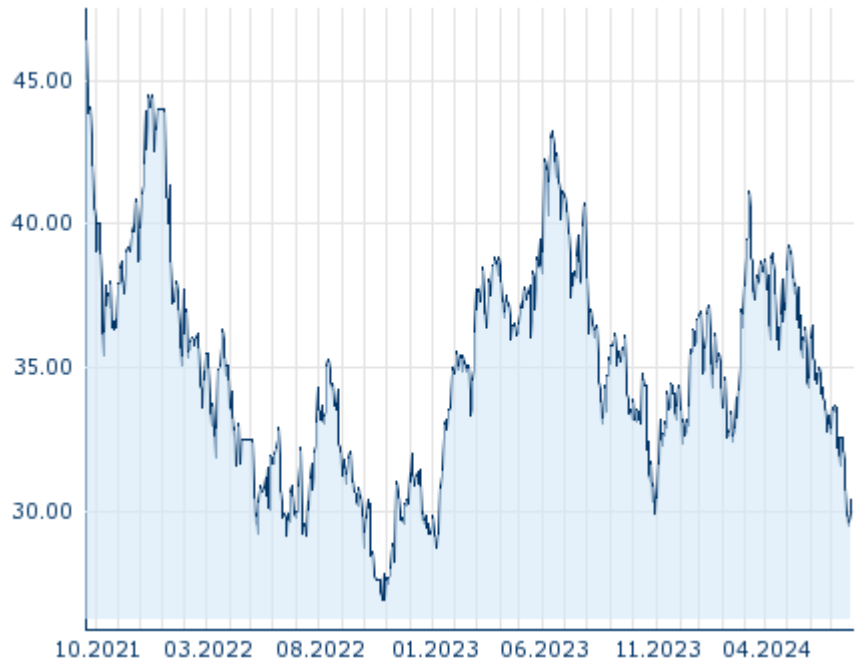
Market data

| | |
|-------------------|-----------|
| Bid (Bid size) | - |
| Ask (Ask size) | - |
| Open | 30.42 EUR |
| High | 30.42 EUR |
| Low | 30.42 EUR |
| Close (prev. day) | 29.90 EUR |
| VWAP | - |
| Volume (pcs) | 0 |
| Trading volume | 0.00 |
| Number of trades | 3 |
| Last size | 0 |

Performance and Risk

| | 6m | 1y | 3y |
|-------------|---------|---------|------|
| Perf (%) | -13.78% | -23.84% | - |
| Perf (abs.) | -4.86 | -9.52 | - |
| Beta | 1.02 | 1.18 | 1.22 |
| Volatility | 32.96 | 32.36 | - |

5y



Information about previous performance does not guarantee future performance.
Source: FactSet

Price data

| | |
|---|------------------------|
| Ø price 5 days Ø volume 5 days (pcs.) | 29.86 EUR (0) |
| Ø price 30 days Ø volume 30 days (pcs.) | 32.32 EUR (0) |
| Ø price 100 days Ø volume 100 days (pcs.) | 35.73 EUR (0) |
| Ø price 250 days Ø volume 250 days (pcs.) | 34.91 EUR (0) |
| YTD High date | 41.12 EUR (2024/03/07) |
| YTD Low date | 29.47 EUR (2024/07/23) |
| 52 Weeks High date | 41.12 EUR (2024/03/07) |
| 52 Weeks Low date | 29.47 EUR (2024/07/23) |

All listings for YASKAWA ELECTRIC CORP

| Exchange 📍 | Date | Time | Price | Trading volume (mio.) | Number of trades |
|-------------------------|------------|-------|--------------|-----------------------|------------------|
| Tradegate | 2024/07/26 | 22:26 | 31.03 EUR | 0.03 | 5 |
| Tokyo Stock Exchange | 2024/07/26 | 08:00 | 5,126.00 JPY | 69.89 | 3,993 |
| Stuttgart | 2024/07/26 | 08:15 | 30.51 EUR | 0.00 | 3 |
| Munich | 2024/07/26 | 08:04 | 30.45 EUR | 0.00 | 2 |
| Hanover | 2024/07/26 | 08:01 | 30.42 EUR | 0.00 | 3 |

| | | | | | | |
|------------------------|------------|-------|--------------|------|--|---|
| | 26 | | | | | |
| Fukuoka Stock Exchange | 2024/07/24 | 02:00 | 5,250.00 JPY | 0.01 | | 1 |
| Frankfurt | 2024/07/26 | 15:29 | 30.04 EUR | 0.00 | | 5 |
| FINRA other OTC Issues | 2024/06/10 | 18:18 | 37.21 USD | 0.02 | | 6 |
| Duesseldorf | 2024/07/26 | 19:31 | 30.56 EUR | 0.00 | | 7 |
| Berlin | 2024/07/26 | 21:05 | 30.90 EUR | 0.00 | | 7 |

Company profile

Company Logo

The logo for YASKAWA, consisting of the word "YASKAWA" in a bold, blue, sans-serif font.

Company Profile

-

Contact Details

YASKAWA ELECTRIC

--

Telefon: -

Fax: -

E-mail: -