

YAMAHA CORP.

ISIN: JP3942600002 WKN: 7951

Overview

2024/07/26 08:01:04

Price
20.76 EURDifference  -1.05% (-0.22)

General attributes

ISIN	JP3942600002
Symbol	7951
Exchange	Hanover
Currency	EUR
Sector	Technology
Security type	Stock
Market cap (m)	3,773 EUR
Benchmark	NIKKEI 225

Market data

Bid (Bid size)	-
Ask (Ask size)	-
Open	20.76 EUR
High	20.76 EUR
Low	20.76 EUR
Close (prev. day)	20.98 EUR
VWAP	-
Volume (pcs)	0
Trading volume	0.00
Number of trades	3
Last size	0

Futures and Options











Related Futures	-
Related Options	-

5y



Information about previous performance does not guarantee future performance.
Source: FactSet

Recent research

on sector		on market	
Date		Headline	Download
2024/07/26		Equity Weekly	
2024/07/24		Global Equity Ratings	
2024/07/24		Aktienempfehlungen Global	
2024/07/15		Aktienempfehlungen Global	
2024/07/12		Global Equity Ratings	

Details

2024/07/26 08:01:04

Price

20.76 EUR

Difference ▼ -1.05% (-0.22)

General attributes

ISIN	JP3942600002
Symbol	7951
Exchange	Hanover
Currency	EUR
Sector	Technology
Security type	Stock
Market cap (m)	3,773 EUR
Benchmark	NIKKEI 225

Market data

Bid (Bid size)	-
Ask (Ask size)	-
Open	20.76 EUR
High	20.76 EUR
Low	20.76 EUR
Close (prev. day)	20.98 EUR
VWAP	-
Volume (pcs)	0
Trading volume	0.00
Number of trades	3
Last size	0

Performance and Risk

	6m	1y	3y
Perf (%)	+2.27%	-38.94%	-
Perf (abs.)	+0.46	-13.24	-
Beta	0.47	0.68	0.96
Volatility	30.45	29.61	-

5y



Information about previous performance does not guarantee future performance.
Source: FactSet

Price data

Ø price 5 days Ø volume 5 days (pcs.)	20.72 EUR (0)
Ø price 30 days Ø volume 30 days (pcs.)	21.18 EUR (0)
Ø price 100 days Ø volume 100 days (pcs.)	20.42 EUR (0)
Ø price 250 days Ø volume 250 days (pcs.)	22.21 EUR (3)
YTD High date	22.00 EUR (2024/06/04)
YTD Low date	18.92 EUR (2024/03/07)
52 Weeks High date	35.50 EUR (2023/07/28)
52 Weeks Low date	18.92 EUR (2024/03/07)

All listings for YAMAHA CORP.

Exchange	Date	Time	Price	Trading volume (mio.)	Number of trades
Tradegate	2024/07/26	22:26	21.20 EUR	0.01	1
Tokyo Stock Exchange	2024/07/26	08:00	3,481.00 JPY	24.69	1,922
Stuttgart	2024/07/26	08:15	20.80 EUR	0.00	3
Munich	2024/07/26	08:04	20.98 EUR	0.00	1
Hanover	2024/07/26	08:01	20.76 EUR	0.00	3

	26					
Frankfurt	2024/07/ 26	08:02	20.78 EUR	0.00		2
FINRA other OTC Issues	2024/06/ 24	21:26	23.525 USD	0.00		2
Duesseldorf	2024/07/ 26	19:31	20.96 EUR	0.00		7
Berlin	2024/07/ 26	08:04	20.78 EUR	0.00		3

Company profile

Company Logo



Company Profile

-

Contact Details

YAMAHA CORP.

--

10-1, Nakazawa-cho Hamamatsu - 430-8650
Shizuoka

Telefon: +81-53-460-2800

Fax: +81-53-460-2802

E-mail: -