

GENMAB A/S

ISIN: DK0010272202

WKN: -

Overview

2024/07/16 08:21:27

Price
242.10 EURDifference  -2.61% (-6.50)

General attributes

ISIN	DK0010272202
Symbol	GMAB
Exchange	Hanover
Currency	EUR
Sector	Chemical / Pharmaceutical / Health
Security type	Stock
Market cap (m)	15,782 EUR
Benchmark	OMX COPENHAGEN 20

Market data








Bid (Bid size)	240.90 EUR (100)
Ask (Ask size)	242.00 EUR (100)
Open	242.10 EUR
High	242.10 EUR
Low	242.10 EUR
Close (prev. day)	248.60 EUR
VWAP	-
Volume (pcs)	0
Trading volume	0.00
Number of trades	1
Last size	0

Futures and Options

Related Futures	12
Related Options	-



Recent research

on sector	Date	Headline	Download
	2024/07/15	 Aktienempfehlungen Global	
	2024/07/12	 Global Equity Ratings	
	2024/07/09	 Aktienempfehlungen Österreich	
	2024/06/24	 Aktienempfehlungen Österreich	
	2024/06/21	 Global Equity Ratings	

Details

2024/07/16 08:21:27

Price

242.10 EUR

Difference ▼ -2.61% (-6.50)

General attributes

ISIN	DK0010272202
Symbol	GMAB
Exchange	Hanover
Currency	EUR
Sector	Chemical / Pharmaceutical / Health
Security type	Stock
Market cap (m)	15,782 EUR
Benchmark	OMX COPENHAGEN 20

Market data

Bid (Bid size)	240.90 EUR (100)
Ask (Ask size)	242.00 EUR (100)
Open	242.10 EUR
High	242.10 EUR
Low	242.10 EUR
Close (prev. day)	248.60 EUR
VWAP	-
Volume (pcs)	0
Trading volume	0.00
Number of trades	1
Last size	0

Performance and Risk

	6m	1y	3y
Perf (%)	-13.20%	-28.48%	-
Perf (abs.)	-37.80	-99.00	-
Beta	0.13	0.36	0.71
Volatility	30.18	33.76	-

5y



Information about previous performance does not guarantee future performance.
Source: FactSet

Price data

Ø price 5 days Ø volume 5 days (pcs.)	239.04 EUR (0)
Ø price 30 days Ø volume 30 days (pcs.)	243.30 EUR (0)
Ø price 100 days Ø volume 100 days (pcs.)	261.63 EUR (0)
Ø price 250 days Ø volume 250 days (pcs.)	287.45 EUR (0)
YTD High date	295.90 EUR (2024/01/09)
YTD Low date	231.10 EUR (2024/07/03)
52 Weeks High date	380.10 EUR (2023/07/31)
52 Weeks Low date	231.10 EUR (2024/07/03)

All listings for GENMAB A/S

Exchange	Date	Time	Price	Trading volume (mio.)	Number of trades
Vienna Stock Exchange	2024/07/16	13:00	239.30 EUR	0.00	3
Tradegate	2024/07/16	15:04	240.80 EUR	0.02	6
Stuttgart	2024/07/16	10:30	240.20 EUR	0.00	3
Nasdaq Copenhagen	2024/07/16	15:26	1,802.00 DKK	168.91	1,562

Munich	2024/ 07/16	08:08	246.60 EUR	0.00	1
London Stock Exchange European Trade Reporting	2024/ 07/16	09:00	1,799.50 DKK	0.00	2
Hanover	2024/ 07/16	08:21	242.10 EUR	0.00	1
Frankfurt	2024/ 07/16	09:07	240.50 EUR	0.00	1
FINRA other OTC Issues	2024/ 07/15	21:49	257.77 USD	0.46	25
Duesseldorf	2024/ 07/16	12:30	238.60 EUR	0.00	3
Berlin	2024/ 07/16	14:13	239.30 EUR	0.00	9

Company profile

Company Logo



Contact Details

GENMAB A/S

--

Carl Jacobsens Vej 30, Valby - 2500
Copenhagen

Telefon: +45-70-20-27-28

Fax: +

E-mail: info@genmab.com

Company Profile

-

Members of Management Board

Jan G. J. van de Winkel Chairman of Managing Board

Judith Klimovsky Member of Executive Committee

Martine J. van Vugt Member of Executive Committee

Anthony Mancini Member of Executive Committee

Anthony Pagano Member of Executive Committee

Birgitte Stephensen Member of Executive Committee

Christopher Cozic Member of Executive Committee

Tahamtan Ahmadi Member of Executive Committee

Board of directors

Deirdre Connelly Chairman of Supervisory Board

Anders Gersel Pedersen Member of Supervisory Board

Mijke Zachariasse Member of Supervisory Board

Paolo Augusto Paoletti Member of Supervisory Board

Elizabeth O'Farrell Member of Supervisory Board

Martin Schultz Member of Supervisory Board

Pernille Erenbjerg Member of Supervisory Board

Rolf K. Hoffmann Member of Supervisory Board

Takahiro Hamatani Member of Supervisory Board