

GENMAB A/S

ISIN: DK0010272202

WKN: -

Overview

2024/07/16 08:21:27

Price
242.10 EURDifference  -2.61% (-6.50)

General attributes

ISIN DK0010272202

Symbol GMAB

Exchange Hanover

Currency EUR

Sector Chemical / Pharmaceutical / Health

Security type Stock

Market cap (m) 15,782 EUR

Benchmark OMX COPENHAGEN 20

Market data

Bid (Bid size) 238.40 EUR (100)

Ask (Ask size) 239.40 EUR (100)

Open 242.10 EUR

High 242.10 EUR

Low 242.10 EUR

Close (prev. day) 248.60 EUR

VWAP -

Volume (pcs) 0

Trading volume 0.00

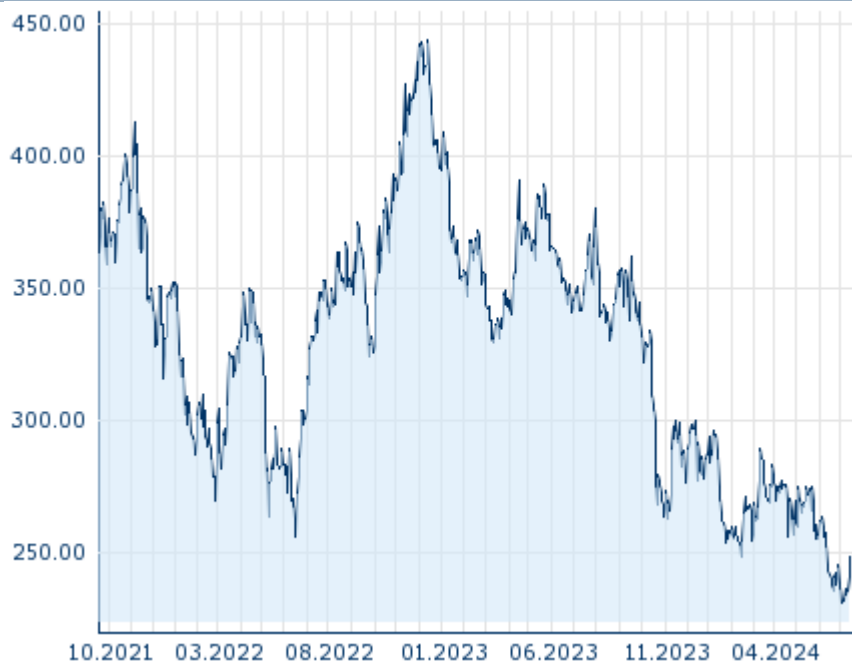
Number of trades 1

Last size 0

Futures and Options







Related Futures 12

Related Options -



Information about previous performance does not guarantee future performance.
Source: FactSet

Recent research

on sector			
Date		Headline	Download
2024/07/15		Aktienempfehlungen Global	
2024/07/12		Global Equity Ratings	
2024/07/09		Aktienempfehlungen Österreich	
2024/06/24		Aktienempfehlungen Österreich	
2024/06/21		Global Equity Ratings	

Details

2024/07/16 08:21:27

Price

242.10 EUR

Difference  -2.61% (-6.50)

General attributes

ISIN	DK0010272202
Symbol	GMAB
Exchange	Hanover
Currency	EUR
Sector	Chemical / Pharmaceutical / Health
Security type	Stock
Market cap (m)	15,782 EUR
Benchmark	OMX COPENHAGEN 20

Market data

Bid (Bid size)	238.40 EUR (100)
Ask (Ask size)	239.40 EUR (100)
Open	242.10 EUR
High	242.10 EUR
Low	242.10 EUR
Close (prev. day)	248.60 EUR
VWAP	-
Volume (pcs)	0
Trading volume	0.00
Number of trades	1
Last size	0

Performance and Risk

	6m	1y	3y
Perf (%)	-13.20%	-28.48%	-
Perf (abs.)	-37.80	-99.00	-
Beta	0.13	0.36	0.71
Volatility	30.18	33.76	-

5y



Information about previous performance does not guarantee future performance.
Source: FactSet

Price data

Ø price 5 days Ø volume 5 days (pcs.)	239.04 EUR (0)
Ø price 30 days Ø volume 30 days (pcs.)	243.30 EUR (0)
Ø price 100 days Ø volume 100 days (pcs.)	261.63 EUR (0)
Ø price 250 days Ø volume 250 days (pcs.)	287.45 EUR (0)
YTD High date	295.90 EUR (2024/01/09)
YTD Low date	231.10 EUR (2024/07/03)
52 Weeks High date	380.10 EUR (2023/07/31)
52 Weeks Low date	231.10 EUR (2024/07/03)

All listings for GENMAB A/S

Exchange 	Date	Time	Price	Trading volume (mio.)	Number of trades
Vienna Stock Exchange	2024/07/16	13:00	239.30 EUR	0.00	3
Tradegate	2024/07/16	13:12	238.80 EUR	0.02	5
Stuttgart	2024/07/16	10:30	240.20 EUR	0.00	3
Nasdaq Copenhagen	2024/07/16	13:16	1,782.50 DKK	46.97	1,190

Munich	2024/ 07/16	08:08	246.60 EUR	0.00	1
London Stock Exchange European Trade Reporting	2024/ 07/16	09:00	1,799.50 DKK	0.00	2
Hanover	2024/ 07/16	08:21	242.10 EUR	0.00	1
Frankfurt	2024/ 07/16	09:07	240.50 EUR	0.00	1
FINRA other OTC Issues	2024/ 07/15	21:49	257.77 USD	0.46	25
Duesseldorf	2024/ 07/16	12:30	238.60 EUR	0.00	3
Berlin	2024/ 07/16	12:43	239.10 EUR	0.00	7

Company profile

Company Logo



Contact Details

GENMAB A/S

--

Carl Jacobsens Vej 30, Valby - 2500
Copenhagen

Telefon: +45-70-20-27-28

Fax: +

E-mail: info@genmab.com

Company Profile

-

Members of Management Board

Jan G. J. van de Winkel Chairman of Managing Board

Judith Klimovsky Member of Executive Committee

Martine J. van Vugt Member of Executive Committee

Anthony Mancini Member of Executive Committee

Anthony Pagano Member of Executive Committee

Birgitte Stephensen Member of Executive Committee

Christopher Cozic Member of Executive Committee

Tahamtan Ahmadi Member of Executive Committee

Board of directors

Deirdre Connelly Chairman of Supervisory Board

Anders Gersel Pedersen Member of Supervisory Board

Mijke Zachariasse Member of Supervisory Board

Paolo Augusto Paoletti Member of Supervisory Board

Elizabeth O'Farrell Member of Supervisory Board

Martin Schultz Member of Supervisory Board

Pernille Erenbjerg Member of Supervisory Board

Rolf K. Hoffmann Member of Supervisory Board

Takahiro Hamatani Member of Supervisory Board