

EMERALD RESOURCES NL

ISIN: AU000000EMR4 WKN: EMR

Overview

2024/05/02 18:18:37

Price
2.09 USDDifference  -6.28% (-0.14)

General attributes

ISIN	AU000000EMR4
Symbol	EMR
Exchange	FINRA other OTC Issues
Currency	USD
Sector	Energy / Commodities
Security type	Stock
Market cap (m)	1,285 EUR
Benchmark	ASX ALL ORDINARIES INDEX

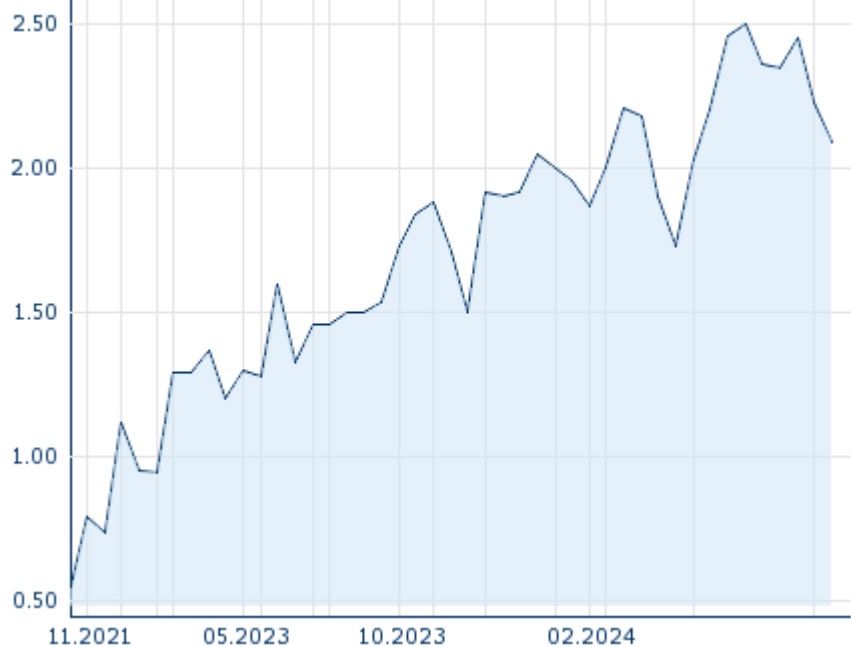
Market data

Bid (Bid size)	-
Ask (Ask size)	-
Open	2.13 USD
High	2.13 USD
Low	2.09 USD
Close (prev. day)	2.23 USD
VWAP	2.090678 USD
Volume (pcs)	5,900
Trading volume	12,335.00
Number of trades	2
Last size	5,800

Futures and Options

Related Futures	-
Related Options	-


5y



Information about previous performance does not guarantee future performance.

Source: FactSet

Recent research

on sector			
Date		Headline	Download
2024/04/29		Aktienempfehlungen Österreich	
2024/04/26		Equity Weekly	
2024/04/26		Global Equity Ratings	
2024/04/26		Aktienempfehlungen Global	
2024/04/15		Aktienempfehlungen Österreich	

Details

2024/05/02 18:18:37

Price
2.09 USDDifference ▼ -6.28% (-0.14)

General attributes

ISIN	AU000000EMR4
Symbol	EMR
Exchange	FINRA other OTC Issues
Currency	USD
Sector	Energy / Commodities
Security type	Stock
Market cap (m)	1,285 EUR
Benchmark	ASX ALL ORDINARIES INDEX

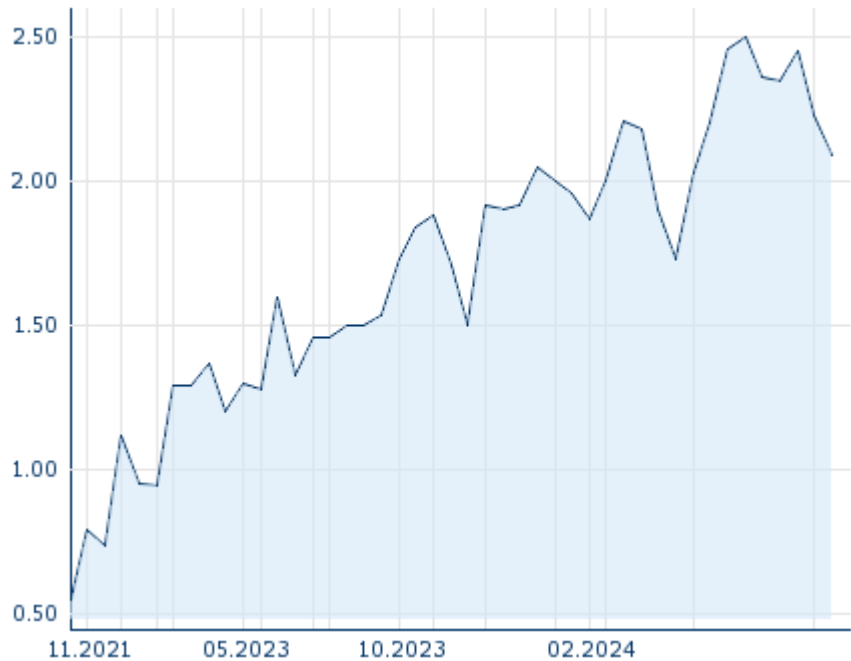
Market data

Bid (Bid size)	-
Ask (Ask size)	-
Open	2.13 USD
High	2.13 USD
Low	2.09 USD
Close (prev. day)	2.23 USD
VWAP	2.090678 USD
Volume (pcs)	5,900
Trading volume	12,335.00
Number of trades	2
Last size	5,800

Performance and Risk

	6m	1y	3y
Perf (%)	+11.17%	-	-
Perf (abs.)	+0.21	-	-
Beta	1.75	1.06	0.77
Volatility	120.83	123.26	-

5y



Information about previous performance does not guarantee future performance.
Source: FactSet

Price data

Ø price 5 days Ø volume 5 days (pcs.)	2.28 USD (6,832)
Ø price 30 days Ø volume 30 days (pcs.)	2.24 USD (1,469)
Ø price 100 days Ø volume 100 days (pcs.)	2.13 USD (837)
Ø price 250 days Ø volume 250 days (pcs.)	1.88 USD (379)
YTD High date	2.50 USD (2024/04/16)
YTD Low date	1.73 USD (2024/03/26)
52 Weeks High date	2.50 USD (2024/04/16)
52 Weeks Low date	1.28 USD (2023/06/02)

Arbitrage views

Exchange ⊕	Date	Time	Price	Trading volume (mio.)	Number of trades
FINRA other OTC Issues	2024/05/02	18:18	2.09 USD	0.01	2
Australian Securities Exchange	2024/05/02	08:10	3.32 AUD	4.76	2,958

Company profile

Company Logo



Company Profile

-

Contact Details

EMERALD RESOURCES

--

Telefon: -

Fax: -

E-mail: -