

ALVOPETRO ENERGY LTD.

ISIN: CA02255Q2099 WKN: -

Overview

2024/07/26 15:29:02

Price
3.10 EURDifference  -3.13% (-0.10)

General attributes

| | |
|----------------|----------------------|
| ISIN | CA02255Q2099 |
| Symbol | ALV |
| Exchange | Frankfurt |
| Currency | EUR |
| Sector | Energy / Commodities |
| Security type | Stock |
| Market cap (m) | 117 EUR |
| Benchmark | S&P/TSX 60 INDEX |

Market data

| | |
|-------------------|-------------|
| Bid (Bid size) | - |
| Ask (Ask size) | - |
| Open | 3.10 EUR |
| High | 3.10 EUR |
| Low | 3.10 EUR |
| Close (prev. day) | 3.20 EUR |
| VWAP | 3.09816 EUR |
| Volume (pcs) | 0 |
| Trading volume | 0.00 |
| Number of trades | 2 |
| Last size | 0 |

Futures and Options






| | |
|-----------------|---|
| Related Futures | - |
| Related Options | - |

5y



Information about previous performance does not guarantee future performance.
Source: FactSet

Recent research

| on sector | | | |
|------------|---|---------------------------|---|
| Date | | Headline | Download |
| 2024/07/26 |  | Equity Weekly |  |
| 2024/07/24 |  | Global Equity Ratings |  |
| 2024/07/24 |  | Aktienempfehlungen Global |  |
| 2024/07/15 |  | Aktienempfehlungen Global |  |
| 2024/07/12 |  | Equity Weekly |  |

Details

2024/07/26 15:29:02

Price

3.10 EUR

 Difference ▼ -3.13% (-0.10)

General attributes

| | |
|----------------|----------------------|
| ISIN | CA02255Q2099 |
| Symbol | ALV |
| Exchange | Frankfurt |
| Currency | EUR |
| Sector | Energy / Commodities |
| Security type | Stock |
| Market cap (m) | 117 EUR |
| Benchmark | S&P/TSX 60 INDEX |

Market data

| | |
|-------------------|-------------|
| Bid (Bid size) | - |
| Ask (Ask size) | - |
| Open | 3.10 EUR |
| High | 3.10 EUR |
| Low | 3.10 EUR |
| Close (prev. day) | 3.20 EUR |
| VWAP | 3.09816 EUR |
| Volume (pcs) | 0 |
| Trading volume | 0.00 |
| Number of trades | 2 |
| Last size | 0 |

Performance and Risk

| | 6m | 1y | 3y |
|-------------|---------|------|------|
| Perf (%) | -22.89% | - | - |
| Perf (abs.) | -0.92 | - | - |
| Beta | 0.55 | 0.46 | 0.19 |
| Volatility | 72.34 | - | - |

5y



Information about previous performance does not guarantee future performance.

Source: FactSet

Price data

| | |
|---|-----------------------|
| Ø price 5 days Ø volume 5 days (pcs.) | 3.19 EUR (0) |
| Ø price 30 days Ø volume 30 days (pcs.) | 3.09 EUR (327) |
| Ø price 100 days Ø volume 100 days (pcs.) | 3.18 EUR (253) |
| Ø price 250 days Ø volume 250 days (pcs.) | - EUR (-) |
| YTD High date | 4.48 EUR (2024/01/03) |
| YTD Low date | 2.60 EUR (2024/04/04) |
| 52 Weeks High date | - EUR (-) |
| 52 Weeks Low date | - EUR (-) |

All listings for ALVOPETRO ENERGY LTD.

| Exchange | Date | Time | Price | Trading volume (mio.) | Number of trades |
|------------------------|------------|-------|----------|-----------------------|------------------|
| TSX Venture Exchange | 2024/07/26 | 21:38 | 4.78 CAD | 0.09 | 58 |
| Stuttgart | 2021/09/30 | 15:48 | 3.05 EUR | 0.00 | 9 |
| Frankfurt | 2024/07/26 | 15:29 | 3.10 EUR | 0.00 | 2 |
| FINRA other OTC Issues | 2024/07/26 | 21:22 | 3.49 USD | 0.00 | 10 |

Company profile

Company Logo

Contact Details

ALVOPETRO ENERGY LTD

--

Telefon: -

Fax: -

E-mail: -

Company Profile

-