

ALVOPETRO ENERGY LTD.

ISIN: CA02255Q2099 WKN: -

Overview

2024/07/17 15:29:01

Price
3.18 EURDifference  0.00% (0.00)

General attributes

ISIN	CA02255Q2099
Symbol	ALV
Exchange	Frankfurt
Currency	EUR
Sector	Energy / Commodities
Security type	Stock
Market cap (m)	118 EUR
Benchmark	S&P/TSX 60 INDEX

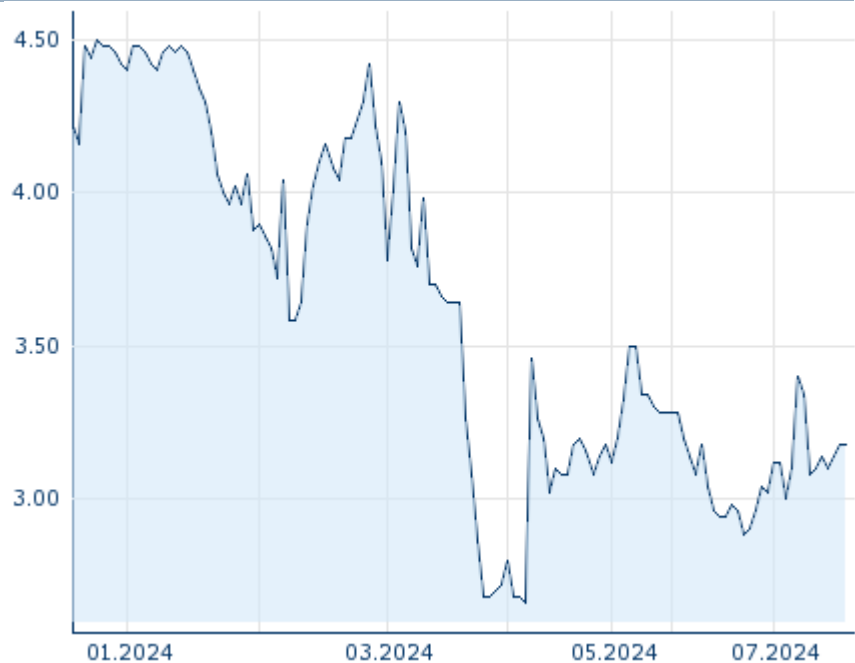
Market data

Bid (Bid size)	-
Ask (Ask size)	-
Open	3.18 EUR
High	3.18 EUR
Low	3.18 EUR
Close (prev. day)	3.18 EUR
VWAP	3.09816 EUR
Volume (pcs)	0
Trading volume	0.00
Number of trades	5
Last size	0

Futures and Options


Related Futures	-
Related Options	-

5y



Information about previous performance does not guarantee future performance.
Source: FactSet

Recent research

on sector		
Date	Headline	Download
2024/07/15	 Aktienempfehlungen Global	
2024/07/12	 Equity Weekly	
2024/07/12	 Global Equity Ratings	
2024/07/09	 Aktienempfehlungen Österreich	
2024/06/24	 Aktienempfehlungen Österreich	

Details

2024/07/17 15:29:01

Price
3.18 EUR

Difference ➔ 0.00% (0.00)

General attributes

ISIN	CA02255Q2099
Symbol	ALV
Exchange	Frankfurt
Currency	EUR
Sector	Energy / Commodities
Security type	Stock
Market cap (m)	118 EUR
Benchmark	S&P/TSX 60 INDEX

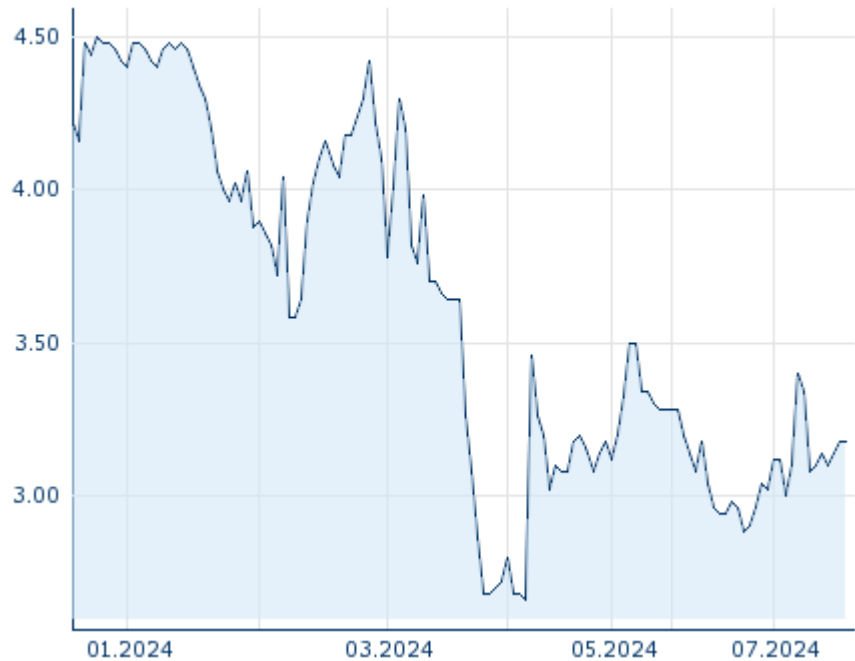
Market data

Bid (Bid size)	-
Ask (Ask size)	-
Open	3.18 EUR
High	3.18 EUR
Low	3.18 EUR
Close (prev. day)	3.18 EUR
VWAP	3.09816 EUR
Volume (pcs)	0
Trading volume	0.00
Number of trades	5
Last size	0

Performance and Risk

	6m	1y	3y
Perf (%)	-27.73%	-	-
Perf (abs.)	-1.22	-	-
Beta	0.51	0.45	0.20
Volatility	72.02	-	-

5y



Information about previous performance does not guarantee future performance.
Source: FactSet

Price data

Ø price 5 days Ø volume 5 days (pcs.)	3.15 EUR (1,960)
Ø price 30 days Ø volume 30 days (pcs.)	3.07 EUR (387)
Ø price 100 days Ø volume 100 days (pcs.)	3.27 EUR (253)
Ø price 250 days Ø volume 250 days (pcs.)	- EUR (-)
YTD High date	4.48 EUR (2024/01/03)
YTD Low date	2.60 EUR (2024/04/04)
52 Weeks High date	- EUR (-)
52 Weeks Low date	- EUR (-)

Arbitrage views

Exchange ⊕	Date	Time	Price	Trading volume (mio.)	Number of trades
TSX Venture Exchange	2024/07/17	21:59	4.79 CAD	0.08	59
Stuttgart	2021/09/30	15:48	3.05 EUR	0.00	9
Frankfurt	2024/07/17	15:29	3.18 EUR	0.00	5
FINRA other OTC Issues	2024/07/17	20:40	3.515 USD	0.03	28

Company profile

Company Logo

Contact Details

ALVOPETRO ENERGY LTD

--

Telefon: -

Fax: -

E-mail: -

Company Profile

-