

STELLA-JONES INC.

ISIN: CA85853F1053 WKN: 85853F105

Overview

2024/07/12 22:00:00

Price

90.00 CAD

Difference  -0.71% (-0.64)

General attributes

| | |
|----------------|------------------------|
| ISIN | CA85853F1053 |
| Symbol | SJ |
| Exchange | Toronto Stock Exchange |
| Currency | CAD |
| Sector | Commerce |
| Security type | Stock |
| Market cap (m) | 3,414 EUR |
| Benchmark | S&P/TSX 60 INDEX |

Market data

| | |
|-------------------|-----------------|
| Bid (Bid size) | 89.70 CAD (100) |
| Ask (Ask size) | 90.23 CAD (100) |
| Open | 90.66 CAD |
| High | 91.19 CAD |
| Low | 89.40 CAD |
| Close (prev. day) | 90.64 CAD |
| VWAP | 90.100978 CAD |
| Volume (pcs) | 75,430 |
| Trading volume | 6,796,316.75 |
| Number of trades | 614 |
| Last size | 100 |

Futures and Options











| | |
|-----------------|---|
| Related Futures | - |
| Related Options | - |

5y



Information about previous performance does not guarantee future performance.
Source: FactSet

Recent research

| on sector | | | |
|------------|---|---------------------------|---|
| Date | | Headline | Download |
| 2024/07/12 |  | Global Equity Ratings |  |
| 2024/07/12 |  | Aktienempfehlungen Global |  |
| 2024/06/21 |  | Equity Weekly |  |
| 2024/06/21 |  | Global Equity Ratings |  |
| 2024/06/21 |  | Aktienempfehlungen Global |  |

Details

2024/07/12 22:00:00

Price

90.00 CAD

Difference ▼ -0.71% (-0.64)

General attributes

| | |
|----------------|------------------------|
| ISIN | CA85853F1053 |
| Symbol | SJ |
| Exchange | Toronto Stock Exchange |
| Currency | CAD |
| Sector | Commerce |
| Security type | Stock |
| Market cap (m) | 3,414 EUR |
| Benchmark | S&P/TSX 60 INDEX |

Market data

| | |
|-------------------|-----------------|
| Bid (Bid size) | 89.70 CAD (100) |
| Ask (Ask size) | 90.23 CAD (100) |
| Open | 90.66 CAD |
| High | 91.19 CAD |
| Low | 89.40 CAD |
| Close (prev. day) | 90.64 CAD |
| VWAP | 90.100978 CAD |
| Volume (pcs) | 75,430 |
| Trading volume | 6,796,316.75 |
| Number of trades | 614 |
| Last size | 100 |

Performance and Risk

| | 6m | 1y | 3y |
|-------------|---------|---------|---------|
| Perf (%) | +11.63% | +32.74% | +96.55% |
| Perf (abs.) | +9.38 | +22.20 | +44.21 |
| Beta | -0.07 | 0.33 | 0.77 |
| Volatility | 32.86 | 31.30 | 27.11 |

5y



Information about previous performance does not guarantee future performance.
Source: FactSet

Price data

| | |
|---|------------------------|
| Ø price 5 days Ø volume 5 days (pcs.) | 89.90 CAD (110,303) |
| Ø price 30 days Ø volume 30 days (pcs.) | 87.02 CAD (106,938) |
| Ø price 100 days Ø volume 100 days (pcs.) | 81.33 CAD (144,146) |
| Ø price 250 days Ø volume 250 days (pcs.) | 76.38 CAD (133,406) |
| YTD High date | 92.61 CAD (2024/07/11) |
| YTD Low date | 71.41 CAD (2024/03/05) |
| 52 Weeks High date | 92.61 CAD (2024/07/11) |
| 52 Weeks Low date | 61.85 CAD (2023/09/12) |

Arbitrage views

| Exchange | Date | Time | Price | Trading volume (mio.) | Number of trades |
|------------------------|------------|-------|-----------|-----------------------|------------------|
| Toronto Stock Exchange | 2024/07/12 | 22:00 | 90.00 CAD | 6.80 | 614 |
| Stuttgart | 2024/07/12 | 20:14 | 60.50 EUR | 0.00 | 10 |
| Munich | 2024/07/12 | 17:54 | 61.00 EUR | 0.00 | 3 |
| Frankfurt | 2024/07/12 | 11:29 | 59.50 EUR | 0.00 | 2 |
| FINRA other OTC | 2024/07/12 | 21:12 | 67.09 USD | 1.15 | 9 |

| | | | | | | | |
|-------------|------------|-------|-------|-----|------|--|---|
| Issues | 11 | | | | | | |
| Duesseldorf | 2024/07/12 | 08:11 | 60.00 | EUR | 0.00 | | 3 |

Company profile

Company Logo

Contact Details

STELLA JONES

--

Telefon: -

Fax: -

E-mail: -

Company Profile

-